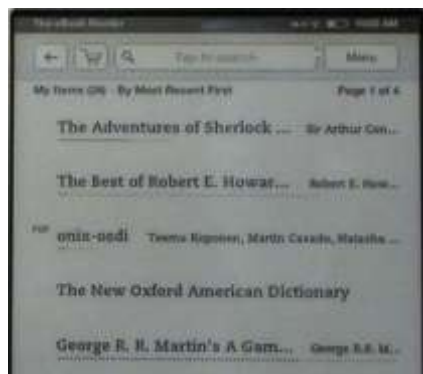


Getting Started Using the Kindle Touch eReader

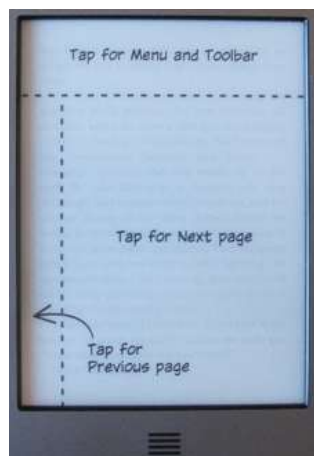
- Turn on the Kindle by pressing the button on the bottom edge



- Tap on the title you wish to view



- Tap on the screen to turn the page
- Tap the left side of screen to go to previous page
- Tap top of screen to go to the menu and tool bar
- Click the four black lines below the screen to go back to the home screen / title list



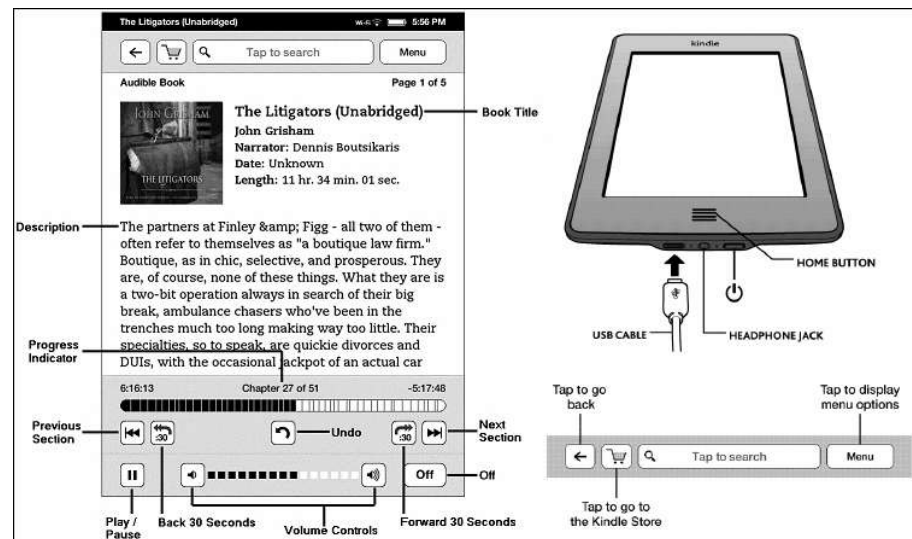
Return Checklist

Always return to a staff member at the Access Services Desk at William F. White, Jr. Library or Howard E. Barth LRC

Do not drop in return boxes or leave unattended at Access Services Desk.

Please make sure you have all parts before returning the Kindle eReader.

- Kindle Touch eReader and Portfolio
- Fabric Case
- USB Cord with power plug



Need assistance, call 361/698-19?? or use chat to contact a librarian