



QUARTERLY INVESTMENT REPORT

# Del Mar College

NOVEMBER 30, 2023



MEEDER

PUBLIC FUNDS

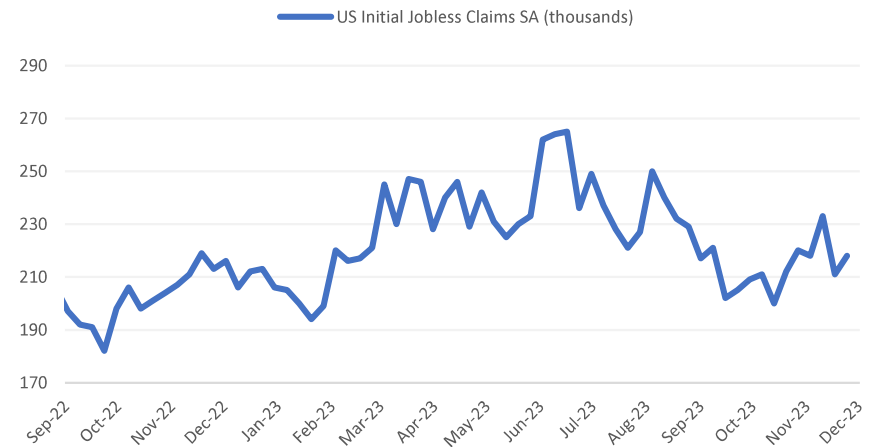
# A Fed Pause Turn Into a Fed Pivot?

In November, the Federal Open Market Committee unanimously voted to leave rates unchanged for the second consecutive meeting, leaving the target range for the federal funds rate at 5.25% - 5.50%. Chairman Jerome Powell messaged throughout the month that it is too early to declare an end to rate hikes, much less to speculate when rate cuts will happen. Powell cautioned that “It would be premature to conclude with confidence that we have achieved a sufficiently restrictive stance, or to speculate on when policy might ease”. However, markets still expect rate cuts in 2024 as yields moved lower during the month.

The labor market continues to soften, leading markets to believe we are at the end of the rate hiking cycle. The October US Employment report was softer than expected, showing that the US economy added 150,000 jobs during the month compared to 336,000 in the prior month. Year-over-year wage increases continue to slow, now down to 4.1%, the lowest reading since July 2021. Even though the labor force continues to grow, average hours worked have stalled and are back to pre-pandemic levels. Jobless claims continue to grind higher, and the unemployment rate ticked up to 3.9% from 3.8% previously.

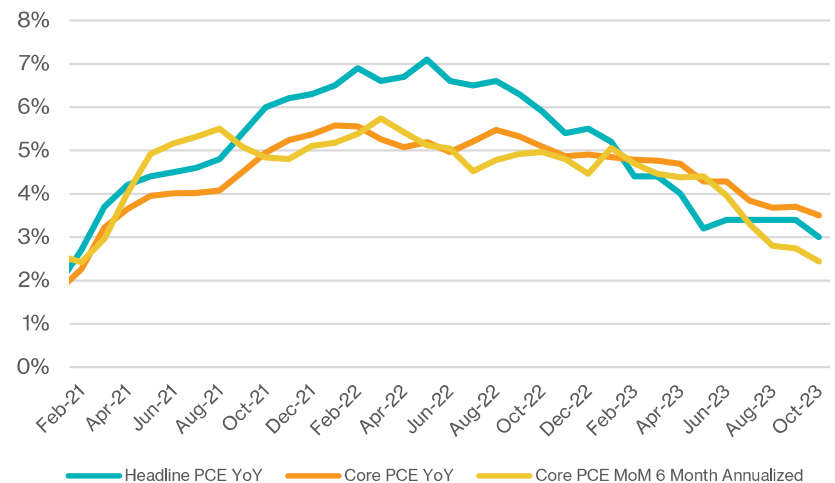
Inflation data continues to weaken as well. The core Personal Consumption Expenditures (PCE) Index, the Federal Reserve’s preferred measure of price inflation, continues to moderate. Data from October showed that inflation slowed to an annual pace of 3.5%, the lowest level since August 2021. Month-over-month, the index increased by just 0.16%, and annualizing the last 6 monthly increases shows consumer prices are increasing at a rate of 2.44%, within striking distance of the Federal Reserve’s target.

**Jobless Claims Increasing**



SOURCE: BLOOMBERG

**Inflation Trending Lower**



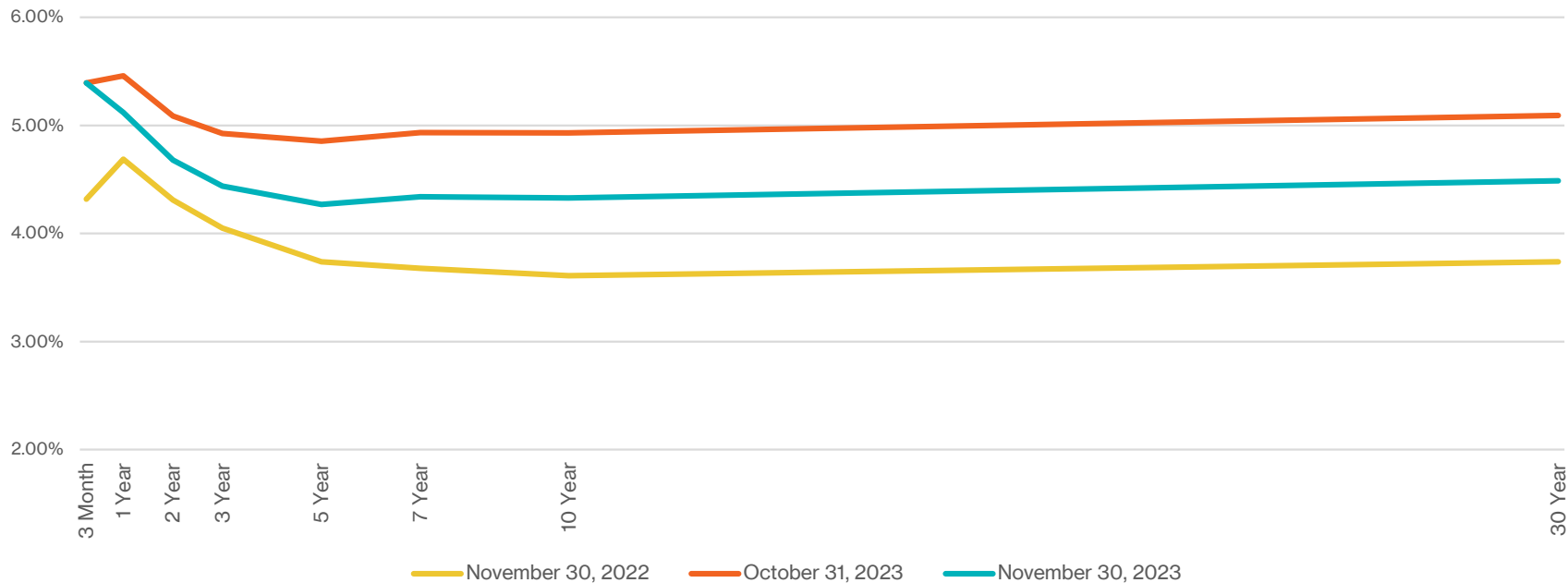
SOURCE: BLOOMBERG

# Rates Retreat from October Highs

We are getting closer to the end of the Federal Reserve’s historic rate hiking cycle, and markets continue to price in a more aggressive pace of rate cuts. At the end of October, markets were pricing in nearly three rate cuts in 2024. By the end of November, markets had priced in another two rate cuts for a total of five by the end of 2024. This shift in market expectations for monetary policy prompted the 2-year treasury yield to decline by 0.41% to 4.68%. Likewise, long-term bond yields also decreased, as the 10-year treasury declined by 0.60% to 4.33%. The spread between the 2-year and 10-year treasury yield decreased by 0.20% to -0.36%, keeping the curve inverted and signaling lower policy rates ahead.

We will continue to look to add value by picking up incremental yield on high-quality bonds. Rates are still near historic levels not seen since 2007, making this a very attractive time to buy longer maturities and lock in yields.

**US Treasury Yield Curve**



*Del Mar College*  
**Portfolio Summary Management Report**  
 August 31, 2023 – November 30, 2023

This quarterly report is in compliance with the investment policy and strategy as established for Del Mar College and the Public Funds Investment Act (Chapter 2256, Texas Government Code).

<u>Portfolio as of 08/31/23:</u>		<u>Portfolio as of 11/30/23:</u>	
Beginning Book Value	\$ 100,906,533	Ending Book Value	\$ 110,357,901
Beginning Market Value	\$ 98,095,739	Ending Market Value	\$ 108,546,937
Unrealized Gain/Loss	\$ (2,810,794)	Accrued Interest Receivable	\$ 80,135
<sup>1</sup> WAM at Beginning Period Date	245 days	Unrealized Gain/Loss	\$ (1,810,964)
		WAM at Ending Period Date	160 days
		<sup>2</sup> Change in Market Value	\$ 10,451,198
<b>Average Yield for Quarter:</b>	<b>1.804%</b>		
<b>Average Yield 3 month T-Bill:</b>	<b>5.560%</b>		
<b>Average Yield 6 month T-Bill:</b>	<b>5.510%</b>		

*Catherine West*

Dr. Catherine West  
 Director of Accounting – Del Mar College

*Jason Headings*

Jason Headings  
 Senior Vice President – Meeder Public Funds

*John Johnson*

Mr. John Johnson  
 Comptroller – Del Mar College

**Notes:** <sup>1</sup> Meeder Public Funds has assisted in the preparation of this consolidated quarterly report, with additional input provided by Del Mar College. *WAM* represents weighted average maturity. <sup>2</sup>*Change in Market Value* is required data, but will primarily reflect the receipt and expenditure of the College's funds from quarter to quarter.

# Your Portfolio

As of November 30, 2023

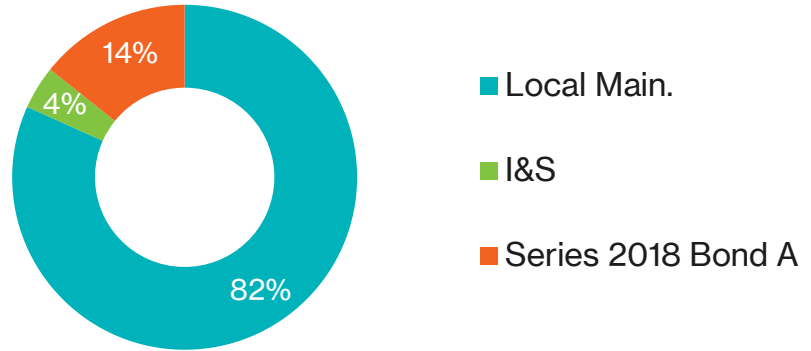


## Your Portfolio Statistics

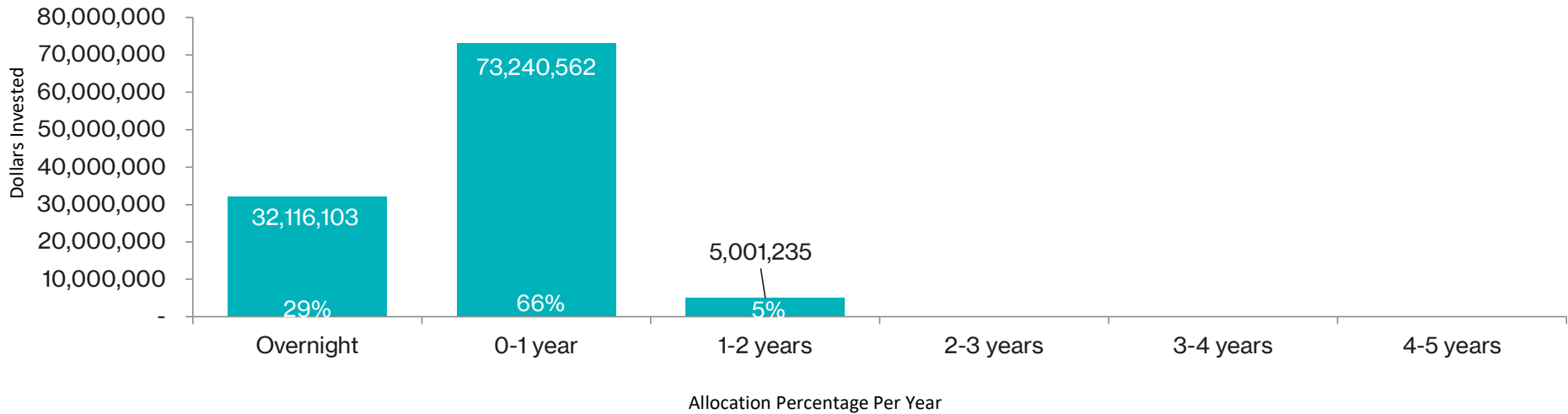
Weighted Average Maturity 0.44 years

Weighted Average Yield (All Funds) 2.53%

## Your Asset Allocation



## Your Maturity Distribution





**Del Mar College  
Portfolio Management  
Portfolio Summary  
November 30, 2023**

Meeder Public Funds  
901 S. MoPac  
Suite 300  
Austin, TX 78746

<b>Investments</b>	<b>Par Value</b>	<b>Market Value</b>	<b>Book Value</b>	<b>% of Portfolio</b>	<b>Term</b>	<b>Days to Maturity</b>	<b>YTM 365 Equiv.</b>
Stagecoach Sweep	5,402,473.52	5,402,473.52	5,402,473.52	4.90	1	1	5.222
Commercial Paper Disc. -Amortizing	5,000,000.00	4,877,655.00	4,876,452.77	4.42	179	158	5.873
Federal Agency Coupon Securities	54,000,000.00	52,554,084.13	54,001,235.55	48.93	653	255	1.141
Municipal Bonds	19,300,000.00	18,999,094.30	19,364,109.12	17.55	828	158	0.625
Bank Accts/CD's - Int. Mon/Qtr/Ann	246.23	246.23	246.23	0.00	1	1	1.094
LOGIC	26,713,383.73	26,713,383.73	26,713,383.73	24.21	1	1	5.580
<b>Investments</b>	<b>110,416,103.48</b>	<b>108,546,936.91</b>	<b>110,357,900.92</b>	<b>100.00%</b>	<b>473</b>	<b>160</b>	<b>2.529</b>
<b>Cash and Accrued Interest</b>							
Accrued Interest at Purchase		6,652.78	6,652.78				
Subtotal		6,652.78	6,652.78				
<b>Total Cash and Investments</b>	<b>110,416,103.48</b>	<b>108,553,589.69</b>	<b>110,364,553.70</b>		<b>473</b>	<b>160</b>	<b>2.529</b>

<b>Total Earnings</b>	<b>November 30 Month Ending</b>	<b>Fiscal Year To Date</b>
Current Year	216,949.13	431,241.33

The following reports are submitted in accordance with the Public Funds Investment (Texas Gov't Code 2256). The reports also offer supplemental information not required by the Act in order to fully inform the governing body of the Del Mar College of the position and activity within the College's portfolio of investments. The reports include a management summary overview, a detailed inventory report for the end of the period, a transaction report, as well as graphic representations of the portfolio to provide full disclosure to the governing body.

  
John Johnson, Comptroller

*11/23/2023*



**Del Mar College  
Summary by Type  
November 30, 2023  
Grouped by Fund**

Meeder Public Funds  
901 S. MoPac  
Suite 300  
Austin, TX 78746  
-

Security Type	Number of Investments	Par Value	Book Value	% of Portfolio	Average YTM 365	Average Days to Maturity
<b>Fund: Local Maintenance</b>						
Federal Agency Coupon Securities	10	42,000,000.00	42,001,235.55	38.06	1.316	244
LOGIC	1	25,424,406.96	25,424,406.96	23.04	5.560	1
Commercial Paper Disc. -Amortizing	1	5,000,000.00	4,876,452.77	4.42	5.873	158
Municipal Bonds	4	12,355,000.00	12,419,109.12	11.25	0.616	121
Bank Accts/CD's - Int. Mon/Qtr/Ann	1	0.00	0.00	0.00	0.000	0
Stagecoach Sweep	1	5,402,473.52	5,402,473.52	4.90	5.222	1
<b>Subtotal</b>	<b>18</b>	<b>90,181,880.48</b>	<b>90,123,677.92</b>	<b>81.67</b>	<b>2.897</b>	<b>140</b>
<b>Fund: Plant</b>						
LOGIC	1	12,837.83	12,837.83	0.01	5.560	1
<b>Subtotal</b>	<b>1</b>	<b>12,837.83</b>	<b>12,837.83</b>	<b>0.01</b>	<b>5.560</b>	<b>1</b>
<b>Fund: Rev Bond I &amp; S</b>						
Municipal Bonds	1	1,800,000.00	1,800,000.00	1.63	0.794	152
LOGIC	1	337,015.09	337,015.09	0.31	5.560	1
Bank Accts/CD's - Int. Mon/Qtr/Ann	1	242.66	242.66	0.00	1.110	1
<b>Subtotal</b>	<b>3</b>	<b>2,137,257.75</b>	<b>2,137,257.75</b>	<b>1.94</b>	<b>1.546</b>	<b>128</b>
<b>Fund: Tax Bond I&amp;S</b>						
LOGIC	1	939,123.85	939,123.85	0.85	5.560	1
Municipal Bonds	1	1,430,000.00	1,430,000.00	1.30	0.800	183
Bank Accts/CD's - Int. Mon/Qtr/Ann	1	3.57	3.57	0.00	0.000	1
<b>Subtotal</b>	<b>3</b>	<b>2,369,127.42</b>	<b>2,369,127.42</b>	<b>2.15</b>	<b>2.687</b>	<b>111</b>
<b>Fund: 2018 Tax Bond A</b>						
Municipal Bonds	1	3,715,000.00	3,715,000.00	3.37	0.505	275
Federal Agency Coupon Securities	3	12,000,000.00	12,000,000.00	10.87	0.530	292
<b>Subtotal</b>	<b>4</b>	<b>15,715,000.00</b>	<b>15,715,000.00</b>	<b>14.24</b>	<b>0.524</b>	<b>288</b>

Total and Average	<u>29</u>	<u>110,416,103.48</u>	<u>110,357,900.92</u>	<u>100.00</u>	<u>2.529</u>	<u>160</u>
-------------------	-----------	-----------------------	-----------------------	---------------	--------------	------------





**Del Mar College**  
**Fund LMAIN - Local Maintenance**  
**Investments by Fund**  
**November 30, 2023**

Meeder Public Funds  
 901 S. MoPac  
 Suite 300  
 Austin, TX 78746  
 -

CUSIP	Investment #	Issuer	Purchase Date	Book Value	Par Value	Market Value	Current Rate	YTM 360	YTM 365	Maturity Date	Days To Maturity
<b>Stagecoach Sweep</b>											
21309	298	Wells Fargo Stagecoach Sweep	09/01/2023	5,402,473.52	5,402,473.52	5,402,473.52	5.222	5.150	5.221		1
<b>Subtotal and Average</b>				<b>5,402,473.52</b>	<b>5,402,473.52</b>	<b>5,402,473.52</b>		<b>5.150</b>	<b>5.222</b>		<b>1</b>
<b>Commercial Paper Disc. -Amortizing</b>											
55609EE79	537	Macquarie Int'l CP	11/10/2023	4,876,452.77	5,000,000.00	4,877,655.00		5.792	5.872	05/07/2024	158
<b>Subtotal and Average</b>				<b>4,876,452.77</b>	<b>5,000,000.00</b>	<b>4,877,655.00</b>		<b>5.792</b>	<b>5.873</b>		<b>158</b>
<b>Federal Agency Coupon Securities</b>											
3130ANSW1	512	FHLB Call Note	07/01/2022	2,000,000.00	2,000,000.00	1,972,080.84	0.370	0.364	0.369	03/13/2024	103
3130AMT85	515	FHLB Call Note	08/01/2022	10,000,000.00	10,000,000.00	9,723,939.80	0.400	0.394	0.399	06/28/2024	210
3130ALJ70	523	FHLB Call Note	01/01/2023	2,500,000.00	2,500,000.00	2,465,641.20	0.400	0.394	0.399	03/12/2024	102
3130ANSN1	531	FHLB Call Note	03/21/2023	5,000,000.00	5,000,000.00	4,810,168.50	0.500	0.493	0.499	09/20/2024	294
3130AMZC9	532	FHLB Call Note	04/01/2023	5,000,000.00	5,000,000.00	4,854,935.65	0.500	0.493	0.499	07/12/2024	224
3130AVKN1	533	FHLB Call Note	04/05/2023	2,500,000.00	2,500,000.00	2,495,973.30	5.150	5.083	5.153	04/30/2024	151
3130AVKJ0	535	FHLB Call Note	04/24/2023	2,500,000.00	2,500,000.00	2,487,725.78	5.250	5.178	5.250	04/24/2025	510
3130AMWDO	536	FHLB Call Note	07/13/2023	5,000,000.00	5,000,000.00	4,851,948.05	0.400	0.394	0.399	07/12/2024	224
3130AN5A4	538	FHLB Call Note	11/01/2023	5,000,000.00	5,000,000.00	4,845,670.70	0.500	0.493	0.499	07/26/2024	238
3134GYKW1	534	FHLMC Call Note	04/05/2023	2,501,235.55	2,500,000.00	2,494,642.62	5.650	5.528	5.605	03/07/2025	462
<b>Subtotal and Average</b>				<b>42,001,235.55</b>	<b>42,000,000.00</b>	<b>41,002,726.44</b>		<b>1.298</b>	<b>1.316</b>		<b>244</b>
<b>Municipal Bonds</b>											
6022453S9	503	Milwaukee County WI	11/23/2021	4,000,000.00	4,000,000.00	4,000,000.00	2.000	0.542	0.550	12/01/2023	0
60636WNR2	518	MO St Highways & Transit Comm	11/01/2022	2,540,045.47	2,500,000.00	2,496,650.00	5.002	1.099	1.114	05/01/2024	152
678807QS0	526	Oklahoma County OK ISD	02/01/2023	3,666,634.74	3,655,000.00	3,582,959.95	1.000	0.326	0.331	07/01/2024	213
791526SZ0	530	St Louis County MO	03/01/2023	2,212,428.91	2,200,000.00	2,169,750.00	2.000	0.627	0.636	05/01/2024	152
<b>Subtotal and Average</b>				<b>12,419,109.12</b>	<b>12,355,000.00</b>	<b>12,249,359.95</b>		<b>0.608</b>	<b>0.616</b>		<b>121</b>
<b>Bank Accts/CD's - Int. Mon/Qtr/Ann</b>											
6936021309	209	Wells Fargo Analyzed Bus. Chck	09/01/2014	0.00	0.00	0.00					1
<b>Subtotal and Average</b>				<b>0.00</b>	<b>0.00</b>	<b>0.00</b>		<b>0.000</b>	<b>0.000</b>		<b>0</b>

**Fund LMAIN - Local Maintenance  
Investments by Fund  
November 30, 2023**

CUSIP	Investment #	Issuer	Purchase Date	Book Value	Par Value	Market Value	Current Rate	YTM 360	YTM 365	Maturity Days To Date Maturity
<b>LOGIC</b>										
999999996	42	LOGIC	09/01/2006	25,424,406.96	25,424,406.96	25,424,406.96	5.560	5.483	5.559	1
<b>Subtotal and Average</b>				<b>25,424,406.96</b>	<b>25,424,406.96</b>	<b>25,424,406.96</b>		<b>5.484</b>	<b>5.560</b>	<b>1</b>
<b>Total Investments and Average</b>				<b>90,123,677.92</b>	<b>90,181,880.48</b>	<b>88,956,621.87</b>		<b>2.858</b>	<b>2.897</b>	<b>139</b>

**Fund PLANT - Plant  
Investments by Fund  
November 30, 2023**

CUSIP	Investment #	Issuer	Purchase Date	Book Value	Par Value	Market Value	Current Rate	YTM 360	YTM 365	Maturity Days To Date Maturity
<b>LOGIC</b>										
999999996	261	LOGIC	01/27/2017	12,837.83	12,837.83	12,837.83	5.560	5.483	5.559	1
<b>Subtotal and Average</b>				<b>12,837.83</b>	<b>12,837.83</b>	<b>12,837.83</b>		<b>5.484</b>	<b>5.560</b>	<b>1</b>
<b>Total Investments and Average</b>				<b>12,837.83</b>	<b>12,837.83</b>	<b>12,837.83</b>		<b>5.484</b>	<b>5.560</b>	<b>1</b>

**Fund RBIS - Rev Bond I & S  
Investments by Fund  
November 30, 2023**

CUSIP	Investment #	Issuer	Purchase Date	Book Value	Par Value	Market Value	Current Rate	YTM 360	YTM 365	Maturity Date	Days To Maturity
<b>Municipal Bonds</b>											
356731BZ1	463	Village of Freeport NY	10/07/2020	1,800,000.00	1,800,000.00	1,766,628.00	0.794	0.783	0.794	05/01/2024	152
<b>Subtotal and Average</b>				<b>1,800,000.00</b>	<b>1,800,000.00</b>	<b>1,766,628.00</b>		<b>0.783</b>	<b>0.794</b>		<b>152</b>
<b>Bank Accts/CD's - Int. Mon/Qtr/Ann</b>											
6913041023	205	Wells Fargo Bus.Checking Plus	08/01/2014	242.66	242.66	242.66	1.110	1.094	1.110		1
<b>Subtotal and Average</b>				<b>242.66</b>	<b>242.66</b>	<b>242.66</b>		<b>1.095</b>	<b>1.110</b>		<b>1</b>
<b>LOGIC</b>											
999999996	107	LOGIC	08/27/2009	337,015.09	337,015.09	337,015.09	5.560	5.483	5.559		1
<b>Subtotal and Average</b>				<b>337,015.09</b>	<b>337,015.09</b>	<b>337,015.09</b>		<b>5.484</b>	<b>5.560</b>		<b>1</b>
<b>Total Investments and Average</b>				<b>2,137,257.75</b>	<b>2,137,257.75</b>	<b>2,103,885.75</b>		<b>1.524</b>	<b>1.546</b>		<b>128</b>

**Fund TAX - Tax Bond I&S  
Investments by Fund  
November 30, 2023**

CUSIP	Investment #	Issuer	Purchase Date	Book Value	Par Value	Market Value	Current Rate	YTM 360	YTM 365	Maturity Date	Days To Maturity
<b>Municipal Bonds</b>											
683548EQ0	454	Opelika AL Utilities	09/16/2020	1,430,000.00	1,430,000.00	1,398,540.00	0.800	0.789	0.800	06/01/2024	183
<b>Subtotal and Average</b>				<b>1,430,000.00</b>	<b>1,430,000.00</b>	<b>1,398,540.00</b>		<b>0.789</b>	<b>0.800</b>		<b>183</b>
<b>Bank Accts/CD's - Int. Mon/Qtr/Ann</b>											
6913041015	208	Wells Fargo Analyzed Bus. Chck	09/01/2014	3.57	3.57	3.57					1
<b>Subtotal and Average</b>				<b>3.57</b>	<b>3.57</b>	<b>3.57</b>		<b>0.000</b>	<b>0.000</b>		<b>1</b>
<b>LOGIC</b>											
999999996	49	LOGIC	09/01/2006	939,123.85	939,123.85	939,123.85	5.560	5.483	5.559		1
<b>Subtotal and Average</b>				<b>939,123.85</b>	<b>939,123.85</b>	<b>939,123.85</b>		<b>5.484</b>	<b>5.560</b>		<b>1</b>
<b>Total Investments and Average</b>				<b>2,369,127.42</b>	<b>2,369,127.42</b>	<b>2,337,667.42</b>		<b>2.650</b>	<b>2.687</b>		<b>110</b>

**Fund TAX18A - 2018 Tax Bond A  
Investments by Fund  
November 30, 2023**

CUSIP	Investment #	Issuer	Purchase Date	Book Value	Par Value	Market Value	Current Rate	YTM 360	YTM 365	Maturity Date	Days To Maturity
<b>Federal Agency Coupon Securities</b>											
31422XMV1	495	FRMAC Call Note	10/04/2021	2,500,000.00	2,500,000.00	2,400,811.95	0.500	0.493	0.500	10/04/2024	308
3130ANMN7	490	FHLB Call Note	08/26/2021	4,500,000.00	4,500,000.00	4,344,206.99	0.520	0.516	0.524	08/26/2024	269
3130APAR6	493	FHLB Call Note	09/30/2021	5,000,000.00	5,000,000.00	4,806,338.75	0.550	0.542	0.550	09/30/2024	304
<b>Subtotal and Average</b>				<b>12,000,000.00</b>	<b>12,000,000.00</b>	<b>11,551,357.69</b>		<b>0.523</b>	<b>0.530</b>		<b>291</b>
<b>Municipal Bonds</b>											
298101GX8	476	City of Eudora KS	04/19/2021	3,715,000.00	3,715,000.00	3,584,566.35	0.500	0.498	0.504	09/01/2024	275
<b>Subtotal and Average</b>				<b>3,715,000.00</b>	<b>3,715,000.00</b>	<b>3,584,566.35</b>		<b>0.498</b>	<b>0.505</b>		<b>275</b>
<b>Total Investments and Average</b>				<b>15,715,000.00</b>	<b>15,715,000.00</b>	<b>15,135,924.04</b>		<b>0.517</b>	<b>0.524</b>		<b>287</b>



**Del Mar College**  
**Cash Reconciliation Report**  
**For the Period September 1, 2023 - November 30, 2023**  
**Grouped by Fund**

Meeder Public Funds  
 901 S. MoPac  
 Suite 300  
 Austin, TX 78746  
 -

Trans. Date	Investment #	Fund	Trans. Type	Security ID	Par Value	Security Description	Maturity Date	Purchases	Interest	Redemptions	Cash
<b>Local Maintenance</b>											
09/07/2023	534	LMAIN	Interest	3134GYKW1	2,500,000.00	FHLMCC 2.5M 5.65% Mat.	03/07/2025	0.00	70,625.00	0.00	70,625.00
09/12/2023	523	LMAIN	Interest	3130ALJ70	2,500,000.00	FHLBC 2.5M 0.40% Mat. 03/12/2024	03/12/2024	0.00	5,000.00	0.00	5,000.00
09/13/2023	512	LMAIN	Interest	3130ANSW1	2,000,000.00	FHLBC 2.0M 0.37% Mat. 03/13/2024	03/13/2024	0.00	3,700.00	0.00	3,700.00
09/18/2023	524	LMAIN	Maturity	87019SWJ9	5,000,000.00	SWEDBK 5.0M 0.00% Mat.	09/18/2023	0.00	0.00	5,000,000.00	5,000,000.00
09/20/2023	531	LMAIN	Interest	3130ANSN1	5,000,000.00	FHLBC 5.0M 0.50% Mat. 09/20/2024	09/20/2024	0.00	12,500.00	0.00	12,500.00
10/05/2023	533	LMAIN	Interest	3130AVKN1	2,500,000.00	FHLBC 2.5M 5.15% Mat. 04/30/2024	04/30/2024	0.00	64,375.00	0.00	64,375.00
10/11/2023	502	LMAIN	Sale	3130APLJ2	8,500,000.00	0.0M 0.50%	11/17/2023	0.00	0.00	2,985,099.21	2,985,099.21
10/16/2023	525	LMAIN	Maturity	4497W1XG6	3,000,000.00	INGFD 3.0M 0.00% Mat. 10/16/2023	10/16/2023	0.00	0.00	3,000,000.00	3,000,000.00
10/24/2023	535	LMAIN	Interest	3130AVKJ0	2,500,000.00	FHLBC 2.5M 5.25% Mat. 04/24/2025	04/24/2025	0.00	65,625.00	0.00	65,625.00
11/01/2023	497	LMAIN	Interest	851026EC4	2,365,000.00	SPRING 2.4M 0.65% Mat.	11/01/2023	0.00	7,686.25	0.00	7,686.25
11/01/2023	498	LMAIN	Interest	60636VBZ9	2,765,000.00	MODEV 2.8M 0.30% Mat.	11/01/2023	0.00	4,147.50	0.00	4,147.50
11/01/2023	518	LMAIN	Interest	60636WNR2	2,500,000.00	MOHWYS 2.5M 5.00% Mat.	05/01/2024	0.00	62,525.00	0.00	62,525.00
11/01/2023	530	LMAIN	Interest	791526SZ0	2,200,000.00	STLOUI 2.2M 2.00% Mat.	05/01/2024	0.00	22,000.00	0.00	22,000.00
11/01/2023	497	LMAIN	Maturity	851026EC4	2,365,000.00	SPRING 2.4M 0.65% Mat.	11/01/2023	0.00	0.00	2,365,000.00	2,365,000.00
11/01/2023	498	LMAIN	Maturity	60636VBZ9	2,765,000.00	MODEV 2.8M 0.30% Mat.	11/01/2023	0.00	0.00	2,765,000.00	2,765,000.00
11/01/2023	538	LMAIN	Purchase	3130AN5A4	5,000,000.00	FHLBC 5.0M 0.50% Mat. 07/26/2024	07/26/2024	-5,000,000.00	-6,597.22	0.00	-5,006,597.22
11/10/2023	537	LMAIN	Purchase	55609EE79	5,000,000.00	MACQCP 5.0M 0.00% Mat.	05/07/2024	-4,860,031.94	0.00	0.00	-4,860,031.94
11/17/2023	502	LMAIN	Interest	3130APLJ2	8,500,000.00	FHLBC 8.5M 0.50% Mat. 11/17/2023	11/17/2023	0.00	13,750.00	0.00	13,750.00
11/17/2023	502	LMAIN	Maturity	3130APLJ2	8,500,000.00	FHLBC 8.5M 0.50% Mat. 11/17/2023	11/17/2023	0.00	0.00	5,500,000.00	5,500,000.00
<b>Subtotal</b>								<b>-9,860,031.94</b>	<b>325,336.53</b>	<b>21,615,099.21</b>	<b>12,080,403.80</b>
<b>Rev Bond I &amp; S</b>											
11/01/2023	463	RBIS	Interest	356731BZ1	1,800,000.00	FREENY 1.8M 0.79% Mat.	05/01/2024	0.00	7,146.00	0.00	7,146.00
<b>Subtotal</b>								<b>0.00</b>	<b>7,146.00</b>	<b>0.00</b>	<b>7,146.00</b>
<b>2018 Tax Bond A</b>											
09/01/2023	476	TAX18A	Interest	298101GX8	3,715,000.00	EUDORA 3.7M 0.50% Mat.	09/01/2024	0.00	9,287.50	0.00	9,287.50
10/02/2023	493	TAX18A	Interest	3130APAR6	5,000,000.00	FHLBC 5.0M 0.55% Mat. 09/30/2024	09/30/2024	0.00	13,750.00	0.00	13,750.00
10/04/2023	495	TAX18A	Interest	31422XMV1	2,500,000.00	FAMCAC 2.5M 0.50% Mat.	10/04/2024	0.00	6,250.00	0.00	6,250.00
11/01/2023	489	TAX18A	Interest	3130AN5A4	5,000,000.00	FHLBC 5.0M 0.50% Mat. 07/26/2024	07/26/2024	0.00	6,597.22	0.00	6,597.22
11/01/2023	489	TAX18A	Sale	3130AN5A4	5,000,000.00	0.0M 0.50%	07/26/2024	0.00	0.00	5,000,000.00	5,000,000.00
<b>Subtotal</b>								<b>0.00</b>	<b>35,884.72</b>	<b>5,000,000.00</b>	<b>5,035,884.72</b>
<b>Total</b>								<b>-9,860,031.94</b>	<b>368,367.25</b>	<b>26,615,099.21</b>	<b>17,123,434.52</b>



**Del Mar College**  
**Purchases Report**  
**Sorted by Fund - Issuer**  
**September 1, 2023 - November 30, 2023**

Meeder Public Funds  
 901 S. MoPac  
 Suite 300  
 Austin, TX 78746  
 -

CUSIP	Investment #	Fund	Sec. Type	Issuer	Original Par Value	Purchase Date	Payment Periods	Principal Purchased	Accrued Interest at Purchase	Rate at Purchase	Maturity Date	YTM	Ending Book Value
<b>Local Maintenance</b>													
3130AN5A4	538	LMAIN	FAC	FHLBC	5,000,000.00	11/01/2023	01/26 - 07/26	5,000,000.00	6,597.22	0.500	07/26/2024	0.500	5,000,000.00
55609EE79	537	LMAIN	ACP	MACQCP	5,000,000.00	11/10/2023	05/07 - At Maturity	4,860,031.94			05/07/2024	5.792	4,876,452.77
<b>Subtotal</b>					<b>10,000,000.00</b>			<b>9,860,031.94</b>	<b>6,597.22</b>				<b>9,876,452.77</b>
<b>Total Purchases</b>					<b>10,000,000.00</b>			<b>9,860,031.94</b>	<b>6,597.22</b>				<b>9,876,452.77</b>





**Del Mar College  
Maturity Report  
Sorted by Maturity Date**

Meeder Public Funds  
901 S. MoPac  
Suite 300  
Austin, TX 78746  
-

Amounts due during September 1, 2023 - November 30, 2023

CUSIP	Investment #	Fund	Sec. Type	Issuer	Par Value	Maturity Date	Purchase Date	Rate at Maturity	Book Value at Maturity	Interest	Maturity Proceeds	Net Income
87019SWJ9	524	LMAIN	ACP	SWEDBK	5,000,000.00	09/18/2023	01/19/2023		5,000,000.00	0.00	5,000,000.00	0.00
4497W1XG6	525	LMAIN	ACP	INGFD	3,000,000.00	10/16/2023	01/26/2023		3,000,000.00	0.00	3,000,000.00	0.00
60636VBZ9	498	LMAIN	MC1	MODEV	2,765,000.00	11/01/2023	10/12/2021	0.300	2,765,000.00	4,147.50	2,769,147.50	4,147.50
851026EC4	497	LMAIN	MC1	SPRING	2,365,000.00	11/01/2023	10/07/2021	0.650	2,365,000.00	7,686.25	2,372,686.25	7,686.25
3130APLJ2	502	LMAIN	FAC	FHLBC	5,500,000.00	11/17/2023	11/17/2021	0.500	5,500,000.00	13,750.00	5,513,750.00	13,750.00
<b>Total Maturities</b>					<b>18,630,000.00</b>				<b>18,630,000.00</b>	<b>25,583.75</b>	<b>18,655,583.75</b>	<b>25,583.75</b>



**Del Mar College**  
**Sales/Call Report**  
**Sorted by Maturity Date - Fund**  
**September 1, 2023 - November 30, 2023**

Meeder Public Funds  
 901 S. MoPac  
 Suite 300  
 Austin, TX 78746  
 -

CUSIP	Investment #	Fund	Issuer Sec. Type	Purchase Date	Redem. Date Matur. Date	Par Value	Rate at Redem.	Book Value at Redem.	Redemption Principal	Redemption Interest	Total Amount	Net Income
<b>11/17/2023</b>												
3130APLJ2	502	LMAIN	FHLBC FAC	11/17/2021	10/11/2023 11/17/2023	3,000,000.00	0.500	3,000,000.00	2,985,099.21	6,000.00	2,991,099.21	-8,900.79
					<b>Subtotal</b>	<b>3,000,000.00</b>		<b>3,000,000.00</b>	<b>2,985,099.21</b>	<b>6,000.00</b>	<b>2,991,099.21</b>	<b>-8,900.79</b>
<b>07/26/2024</b>												
3130AN5A4	489	TAX18A	FHLBC FAC	07/26/2021	11/01/2023 07/26/2024	5,000,000.00	0.500	5,000,000.00	5,000,000.00	6,597.22	5,006,597.22	6,597.22
					<b>Subtotal</b>	<b>5,000,000.00</b>		<b>5,000,000.00</b>	<b>5,000,000.00</b>	<b>6,597.22</b>	<b>5,006,597.22</b>	<b>6,597.22</b>
					<b>Total Sales</b>	<b>8,000,000.00</b>		<b>8,000,000.00</b>	<b>7,985,099.21</b>	<b>12,597.22</b>	<b>7,997,696.43</b>	<b>-2,303.57</b>



**Del Mar College**  
**Interest Earnings**  
**Sorted by Fund - Fund**  
**September 1, 2023 - November 30, 2023**  
**Yield on Beginning Book Value**

Meeder Public Funds  
 901 S. MoPac  
 Suite 300  
 Austin, TX 78746  
 -

CUSIP	Investment #	Fund	Security Type	Ending Par Value	Beginning Book Value	Ending Book Value	Maturity Date	Current Rate	Annualized Yield	Adjusted Interest Earnings		
										Interest Earned	Amortization/ Accretion	Adjusted Interest Earnings
<b>Fund: Local Maintenance</b>												
999999996	42	LMAIN	RR3	25,424,406.96	2,759,913.72	25,424,406.96		5.560	16.639	114,493.24	0.00	114,493.24
6936021309	209	LMAIN	RRP	0.00	10,049.00	0.00				0.00	0.00	0.00
3130ANSW1	512	LMAIN	FAC	2,000,000.00	2,000,000.00	2,000,000.00	03/13/2024	0.370	0.371	1,850.00	0.00	1,850.00
3130APLJ2	502	LMAIN	FAC	0.00	8,500,000.00	0.00	11/17/2023	0.500	-0.414	7,472.22	0.00	7,472.22
3130AN5A4	538	LMAIN	FAC	5,000,000.00	0.00	5,000,000.00	07/26/2024	0.500	0.507	2,083.34	0.00	2,083.34
3130AMT85	515	LMAIN	FAC	10,000,000.00	10,000,000.00	10,000,000.00	06/28/2024	0.400	0.401	10,000.00	0.00	10,000.00
3130AMZC9	532	LMAIN	FAC	5,000,000.00	5,000,000.00	5,000,000.00	07/12/2024	0.500	0.501	6,250.00	0.00	6,250.00
3130ANSN1	531	LMAIN	FAC	5,000,000.00	5,000,000.00	5,000,000.00	09/20/2024	0.500	0.501	6,250.00	0.00	6,250.00
3130AMWDO	536	LMAIN	FAC	5,000,000.00	5,000,000.00	5,000,000.00	07/12/2024	0.400	0.401	5,000.00	0.00	5,000.00
3130AVKJ0	535	LMAIN	FAC	2,500,000.00	2,500,000.00	2,500,000.00	04/24/2025	5.250	5.264	32,812.50	0.00	32,812.50
3130ALJ70	523	LMAIN	FAC	2,500,000.00	2,500,000.00	2,500,000.00	03/12/2024	0.400	0.401	2,500.00	0.00	2,500.00
3130AVKN1	533	LMAIN	FAC	2,500,000.00	2,500,000.00	2,500,000.00	04/30/2024	5.150	5.164	32,187.50	0.00	32,187.50
3134GYKW1	534	LMAIN	FAC	2,500,000.00	2,501,479.41	2,501,235.55	03/07/2025	5.650	5.623	35,312.50	-243.86	35,068.64
21309	298	LMAIN	LA1	5,402,473.52	1,847,645.50	5,402,473.52		5.222	15.506	71,428.99	0.00	71,428.99
678807QS0	526	LMAIN	MC1	3,655,000.00	3,671,621.06	3,666,634.74	07/01/2024	1.000	0.453	9,137.50	-4,986.32	4,151.18
60636WNR2	518	LMAIN	MC1	2,500,000.00	2,564,072.75	2,540,045.47	05/01/2024	5.002	1.132	31,262.50	-24,027.28	7,235.22
851026EC4	497	LMAIN	MC1	0.00	2,365,154.49	0.00	11/01/2023	0.650	0.609	2,562.08	-154.49	2,407.59
60636VBZ9	498	LMAIN	MC1	0.00	2,765,000.00	0.00	11/01/2023	0.300	0.299	1,382.50	0.00	1,382.50
791526SZ0	530	LMAIN	MC1	2,200,000.00	2,219,886.25	2,212,428.91	05/01/2024	2.000	0.640	11,000.00	-7,457.34	3,542.66
6022453S9	503	LMAIN	MC1	4,000,000.00	4,014,395.05	4,000,000.00	12/01/2023	2.000	0.560	20,000.00	-14,395.05	5,604.95
87019SWJ9	524	LMAIN	ACP	0.00	4,988,430.56	0.00	09/18/2023		4.980	0.00	11,569.44	11,569.44
4497W1XG6	525	LMAIN	ACP	0.00	2,981,400.00	0.00	10/16/2023		5.060	0.00	18,600.00	18,600.00
55609EE79	537	LMAIN	ACP	5,000,000.00	0.00	4,876,452.77	05/07/2024		5.873	0.00	16,420.83	16,420.83
		<b>Subtotal</b>		<b>90,181,880.48</b>	<b>75,689,047.79</b>	<b>90,123,677.92</b>			<b>2.286</b>	<b>402,984.87</b>	<b>-4,674.07</b>	<b>398,310.80</b>
<b>Fund: Plant</b>												
999999996	261	PLANT	RR3	12,837.83	12,662.15	12,837.83		5.560	5.565	175.68	0.00	175.68
		<b>Subtotal</b>		<b>12,837.83</b>	<b>12,662.15</b>	<b>12,837.83</b>			<b>5.565</b>	<b>175.68</b>	<b>0.00</b>	<b>175.68</b>

**Del Mar College**  
**Interest Earnings**  
**September 1, 2023 - November 30, 2023**

CUSIP	Investment #	Fund	Security Type	Ending Par Value	Beginning Book Value	Ending Book Value	Maturity Date	Current Rate	Annualized Yield	Adjusted Interest Earnings		
										Interest Earned	Amortization/ Accretion	Adjusted Interest Earnings
<b>Fund: Rev Bond I &amp; S</b>												
999999996	107	RBIS	RR3	337,015.09	332,403.03	337,015.09		5.560	5.565	4,612.06	0.00	4,612.06
6913041023	205	RBIS	RRP	242.66	242.00	242.66		1.110	1.094	0.66	0.00	0.66
356731BZ1	463	RBIS	MC1	1,800,000.00	1,800,000.00	1,800,000.00	05/01/2024	0.794	0.796	3,573.00	0.00	3,573.00
<b>Subtotal</b>				<b>2,137,257.75</b>	<b>2,132,645.03</b>	<b>2,137,257.75</b>			<b>1.540</b>	<b>8,185.72</b>	<b>0.00</b>	<b>8,185.72</b>
<b>Fund: Tax Bond I&amp;S</b>												
999999996	49	TAX	RR3	939,123.85	927,174.34	939,123.85		5.560	5.169	11,949.51	0.00	11,949.51
6913041015	208	TAX	RRP	3.57	3.57	3.57				0.00	0.00	0.00
683548EQ0	454	TAX	MC1	1,430,000.00	1,430,000.00	1,430,000.00	06/01/2024	0.800	0.802	2,860.00	0.00	2,860.00
<b>Subtotal</b>				<b>2,369,127.42</b>	<b>2,357,177.91</b>	<b>2,369,127.42</b>			<b>2.520</b>	<b>14,809.51</b>	<b>0.00</b>	<b>14,809.51</b>
<b>Fund: 2018 Tax Bond A</b>												
3130APAR6	493	TAX18A	FAC	5,000,000.00	5,000,000.00	5,000,000.00	09/30/2024	0.550	0.552	6,875.00	0.00	6,875.00
3130ANMN7	490	TAX18A	FAC	4,500,000.00	4,500,000.00	4,500,000.00	08/26/2024	0.520	0.521	5,850.00	0.00	5,850.00
3130AN5A4	489	TAX18A	FAC	0.00	5,000,000.00	0.00	07/26/2024	0.500	0.499	4,166.66	0.00	4,166.66
31422XMV1	495	TAX18A	FAC	2,500,000.00	2,500,000.00	2,500,000.00	10/04/2024	0.500	0.501	3,125.00	0.00	3,125.00
298101GX8	476	TAX18A	MC1	3,715,000.00	3,715,000.00	3,715,000.00	09/01/2024	0.500	0.501	4,643.75	0.00	4,643.75
<b>Subtotal</b>				<b>15,715,000.00</b>	<b>20,715,000.00</b>	<b>15,715,000.00</b>			<b>0.519</b>	<b>24,660.41</b>	<b>0.00</b>	<b>24,660.41</b>
<b>Total</b>				<b>110,416,103.48</b>	<b>100,906,532.88</b>	<b>110,357,900.92</b>			<b>1.915</b>	<b>450,816.19</b>	<b>-4,674.07</b>	<b>446,142.12</b>



**Del Mar College**  
**Amortization Schedule**  
**September 1, 2023 - November 30, 2023**  
**Sorted By Fund - Fund**

Meeder Public Funds  
 901 S. MoPac  
 Suite 300  
 Austin, TX 78746  
 -

Investment #	Maturity Date	Beginning Par Value				Amounts Amortized	Amount Amortized	Amt Amortized	Amount Unamortized	
Issuer	Fund	Amort. Date	Current Rate	Purchase Principal	Original Premium or Discount	Ending Book Value	And Unamortized As of 09/01/2023	This Period	Through 11/30/2023	Through 11/30/2023
<b>Local Maintenance</b>										
534	LMAIN	03/07/2025	2,500,000.00	2,501,875.00	1,875.00	2,501,235.55	-395.59	-243.86	-639.45	1,235.55
FHLMC Call Note			5.650				1,479.41			
525	LMAIN	10/16/2023	3,000,000.00	2,891,293.32	-108,706.68	0.00	90,106.68	18,600.00	108,706.68	0.00
ING Funding CP							-18,600.00			
537	LMAIN	05/07/2024	5,000,000.00	4,860,031.94	-139,968.06	4,876,452.77	0.00	16,420.83	16,420.83	-123,547.23
Macquarie Int'l CP							-139,968.06			
503	LMAIN	12/01/2023	4,000,000.00	4,116,440.00	116,440.00	4,000,000.00	-102,044.95	-14,395.05	-116,440.00	0.00
Milwaukee County WI			2.000				14,395.05			
518	LMAIN	05/01/2024	2,500,000.00	2,644,163.68	144,163.68	2,540,045.47	-80,090.93	-24,027.28	-104,118.21	40,045.47
MO St Highways & Transit Comm			5.002				64,072.75			
526	LMAIN	07/01/2024	3,655,000.00	3,683,255.80	28,255.80	3,666,634.74	-11,634.74	-4,986.32	-16,621.06	11,634.74
Oklahoma County OK ISD			1.000				16,621.06			
497	LMAIN	11/01/2023	2,365,000.00	2,366,915.65	1,915.65	0.00	-1,761.16	-154.49	-1,915.65	0.00
Springfield MO Public Utility			0.650				154.49			
530	LMAIN	05/01/2024	2,200,000.00	2,234,800.94	34,800.94	2,212,428.91	-14,914.69	-7,457.34	-22,372.03	12,428.91
St Louis County MO			2.000				19,886.25			
524	LMAIN	09/18/2023	5,000,000.00	4,835,305.56	-164,694.44	0.00	153,125.00	11,569.44	164,694.44	0.00
Swedbank CP							-11,569.44			
<b>Subtotal</b>				<b>30,134,081.89</b>	<b>-85,918.11</b>	<b>19,796,797.44</b>	<b>32,389.62</b>	<b>-4,674.07</b>	<b>27,715.55</b>	<b>-58,202.56</b>
							<b>-53,528.49</b>			
<b>2018 Tax Bond A</b>										
476	TAX18A	09/01/2024	3,715,000.00	3,714,368.45	-631.55	3,715,000.00	631.55	0.00	631.55	0.00
City of Eudora KS		09/01/2021	0.500				0.00			
490	TAX18A	08/26/2024	4,500,000.00	4,499,460.00	-540.00	4,500,000.00	540.00	0.00	540.00	0.00
FHLB Call Note		11/26/2021	0.520				0.00			
<b>Subtotal</b>				<b>8,213,828.45</b>	<b>-1,171.55</b>	<b>8,215,000.00</b>	<b>1,171.55</b>	<b>0.00</b>	<b>1,171.55</b>	<b>0.00</b>
							<b>0.00</b>			
<b>Total</b>				<b>38,347,910.34</b>	<b>-87,089.66</b>	<b>28,011,797.44</b>	<b>33,561.17</b>	<b>-4,674.07</b>	<b>28,887.10</b>	<b>-58,202.56</b>
							<b>-53,528.49</b>			



**Del Mar College**  
**Projected Cashflow Report**  
 Sorted by Monthly  
 For the Period December 1, 2023 - June 30, 2024

Meeder Public Funds  
 901 S. MoPac  
 Suite 300  
 Austin, TX 78746  
 -

Projected Trans. Date	Investment #	Fund	Security ID	Transaction Type	Issuer	Par Value	Original Cost	Principal	Interest	Total
<b>December 2023</b>										
12/01/2023	454	TAX	683548EQ0	Interest	Opelika AL Utilities	0.00	0.00	0.00	5,720.00	5,720.00
12/01/2023	503	LMAIN	6022453S9	Maturity	Milwaukee County WI	4,000,000.00	4,116,440.00	4,000,000.00	40,000.00	4,040,000.00
12/07/2023	534	LMAIN	3134GYKW1	Call	FHLMC Call Note	2,500,000.00	2,501,875.00	2,500,000.00	0.00	2,500,000.00
12/12/2023	523	LMAIN	3130ALJ70	Call	FHLB Call Note	2,500,000.00	2,500,000.00	2,500,000.00	0.00	2,500,000.00
12/12/2023	536	LMAIN	3130AMWD0	Call	FHLB Call Note	5,000,000.00	5,000,000.00	5,000,000.00	0.00	5,000,000.00
12/13/2023	512	LMAIN	3130ANSW1	Call	FHLB Call Note	2,000,000.00	2,000,000.00	2,000,000.00	0.00	2,000,000.00
12/20/2023	531	LMAIN	3130ANSN1	Call	FHLB Call Note	5,000,000.00	5,000,000.00	5,000,000.00	0.00	5,000,000.00
12/28/2023	515	LMAIN	3130AMT85	Interest	FHLB Call Note	0.00	0.00	0.00	20,000.00	20,000.00
12/28/2023	515	LMAIN	3130AMT85	Call	FHLB Call Note	10,000,000.00	10,000,000.00	10,000,000.00	0.00	10,000,000.00
12/30/2023	493	TAX18A	3130APAR6	Call	FHLB Call Note	5,000,000.00	5,000,000.00	5,000,000.00	0.00	5,000,000.00
<b>Total for December 2023</b>						<b>36,000,000.00</b>	<b>36,118,315.00</b>	<b>36,000,000.00</b>	<b>65,720.00</b>	<b>36,065,720.00</b>
<b>January 2024</b>										
01/01/2024	526	LMAIN	678807QS0	Interest	Oklahoma County OK ISD	0.00	0.00	0.00	18,275.00	18,275.00
01/04/2024	495	TAX18A	31422XMV1	Call	FRMAC Call Note	2,500,000.00	2,500,000.00	2,500,000.00	0.00	2,500,000.00
01/05/2024	533	LMAIN	3130AVKN1	Call	FHLB Call Note	2,500,000.00	2,500,000.00	2,500,000.00	0.00	2,500,000.00
01/12/2024	532	LMAIN	3130AMZC9	Interest	FHLB Call Note	0.00	0.00	0.00	12,500.00	12,500.00
01/12/2024	532	LMAIN	3130AMZC9	Call	FHLB Call Note	5,000,000.00	5,000,000.00	5,000,000.00	0.00	5,000,000.00
01/12/2024	536	LMAIN	3130AMWD0	Interest	FHLB Call Note	0.00	0.00	0.00	10,000.00	10,000.00
01/24/2024	535	LMAIN	3130AVKJ0	Call	FHLB Call Note	2,500,000.00	2,500,000.00	2,500,000.00	0.00	2,500,000.00
01/26/2024	538	LMAIN	3130AN5A4	Interest	FHLB Call Note	0.00	0.00	0.00	12,500.00	12,500.00
<b>Total for January 2024</b>						<b>12,500,000.00</b>	<b>12,500,000.00</b>	<b>12,500,000.00</b>	<b>53,275.00</b>	<b>12,553,275.00</b>
<b>February 2024</b>										
02/26/2024	490	TAX18A	3130ANMN7	Interest	FHLB Call Note	0.00	0.00	0.00	11,700.00	11,700.00
02/26/2024	490	TAX18A	3130ANMN7	Call	FHLB Call Note	4,500,000.00	4,499,460.00	4,500,000.00	0.00	4,500,000.00
<b>Total for February 2024</b>						<b>4,500,000.00</b>	<b>4,499,460.00</b>	<b>4,500,000.00</b>	<b>11,700.00</b>	<b>4,511,700.00</b>
<b>March 2024</b>										
03/01/2024	476	TAX18A	298101GX8	Interest	City of Eudora KS	0.00	0.00	0.00	9,287.50	9,287.50
03/07/2024	534	LMAIN	3134GYKW1	Interest	FHLMC Call Note	0.00	0.00	0.00	70,625.00	70,625.00
03/12/2024	523	LMAIN	3130ALJ70	Maturity	FHLB Call Note	2,500,000.00	2,500,000.00	2,500,000.00	5,000.00	2,505,000.00
03/13/2024	512	LMAIN	3130ANSW1	Maturity	FHLB Call Note	2,000,000.00	2,000,000.00	2,000,000.00	3,700.00	2,003,700.00

**Del Mar College**  
**Projected Cashflow Report**  
**For the Period December 1, 2023 - June 30, 2024**

Projected Trans. Date	Investment #	Fund	Security ID	Transaction Type	Issuer	Par Value	Original Cost	Principal	Interest	Total
<b>March 2024</b>										
03/20/2024	531	LMAIN	3130ANSN1	Interest	FHLB Call Note	0.00	0.00	0.00	12,500.00	12,500.00
03/30/2024	493	TAX18A	3130APAR6	Interest	FHLB Call Note	0.00	0.00	0.00	13,750.00	13,750.00
<b>Total for March 2024</b>						<b>4,500,000.00</b>	<b>4,500,000.00</b>	<b>4,500,000.00</b>	<b>114,862.50</b>	<b>4,614,862.50</b>
<b>April 2024</b>										
04/04/2024	495	TAX18A	31422XMV1	Interest	FRMAC Call Note	0.00	0.00	0.00	6,250.00	6,250.00
04/05/2024	533	LMAIN	3130AVKN1	Interest	FHLB Call Note	0.00	0.00	0.00	64,375.00	64,375.00
04/24/2024	535	LMAIN	3130AVKJ0	Interest	FHLB Call Note	0.00	0.00	0.00	65,625.00	65,625.00
04/30/2024	533	LMAIN	3130AVKN1	Maturity	FHLB Call Note	2,500,000.00	2,500,000.00	2,500,000.00	8,940.97	2,508,940.97
<b>Total for April 2024</b>						<b>2,500,000.00</b>	<b>2,500,000.00</b>	<b>2,500,000.00</b>	<b>145,190.97</b>	<b>2,645,190.97</b>
<b>May 2024</b>										
05/01/2024	463	RBIS	356731BZ1	Maturity	Village of Freeport NY	1,800,000.00	1,800,000.00	1,800,000.00	7,146.00	1,807,146.00
05/01/2024	518	LMAIN	60636WNR2	Maturity	MO St Highways & Transit Comm	2,500,000.00	2,644,163.68	2,500,000.00	62,525.00	2,562,525.00
05/01/2024	530	LMAIN	791526SZ0	Maturity	St Louis County MO	2,200,000.00	2,234,800.94	2,200,000.00	22,000.00	2,222,000.00
05/07/2024	537	LMAIN	55609EE79	Maturity	Macquarie Int'l CP	5,000,000.00	4,860,031.94	5,000,000.00	0.00	5,000,000.00
<b>Total for May 2024</b>						<b>11,500,000.00</b>	<b>11,538,996.56</b>	<b>11,500,000.00</b>	<b>91,671.00</b>	<b>11,591,671.00</b>
<b>June 2024</b>										
06/01/2024	454	TAX	683548EQ0	Maturity	Opelika AL Utilities	1,430,000.00	1,430,000.00	1,430,000.00	5,720.00	1,435,720.00
06/28/2024	515	LMAIN	3130AMT85	Maturity	FHLB Call Note	10,000,000.00	10,000,000.00	10,000,000.00	20,000.00	10,020,000.00
<b>Total for June 2024</b>						<b>11,430,000.00</b>	<b>11,430,000.00</b>	<b>11,430,000.00</b>	<b>25,720.00</b>	<b>11,455,720.00</b>
<b>GRAND TOTALS:</b>						<b>82,930,000.00</b>	<b>83,086,771.56</b>	<b>82,930,000.00</b>	<b>508,139.47</b>	<b>83,438,139.47</b>



**Del Mar College**  
**Texas Compliance Change in Val Report**  
**Sorted by Fund**  
**September 1, 2023 - November 30, 2023**

Meeder Public Funds  
 901 S. MoPac  
 Suite 300  
 Austin, TX 78746  
 -

Inv #	Issuer	Fund	Purch Date	Interest Accrual	Beginning Book Value	Purchases/ Additions	Redemptions	Change in Value	Ending Book Value
Cusip	Par Value	YTM	Mat Date	Interest Received	Beginning Market Value				Ending Market Value
<b>Fund: Local Maintenance</b>									
209	WFABC	LMAIN	09/01/2014	0.00	10,049.00	127,671,303.51	127,681,352.51	-10,049.00	0.00
6936021309	0.00	0.000	/ /	0.00	10,049.00	127,671,303.51	127,681,352.51	-10,049.00	0.00
298	WFSTSW	LMAIN	09/01/2023	71,428.99	1,847,645.50	55,906,356.00	52,303,162.17	3,554,828.02	5,402,473.52
21309	5,402,473.52	5.221	/ /	48,365.81	1,847,645.50	55,906,356.00	52,303,162.17	3,554,828.02	5,402,473.52
42	LOGIC	LMAIN	09/01/2006	114,493.24	2,759,913.72	26,864,493.24	4,200,000.00	22,664,493.24	25,424,406.96
999999996	25,424,406.96	5.559	/ /	114,493.24	2,759,913.72	26,864,493.24	4,200,000.00	22,664,493.24	25,424,406.96
497	SPRING	LMAIN	10/07/2021	2,562.08	2,365,154.49	0.00	2,365,000.00	-2,365,154.49	0.00
851026EC4	0.00	0.000	11/01/2023	7,686.25	2,345,346.85	0.00	2,365,000.00	-2,345,346.85	0.00
498	MODEV	LMAIN	10/12/2021	1,382.50	2,765,000.00	0.00	2,765,000.00	-2,765,000.00	0.00
60636VBZ9	0.00	0.000	11/01/2023	4,147.50	2,741,967.55	0.00	2,765,000.00	-2,741,967.55	0.00
502	FHLBC	LMAIN	11/17/2021	7,472.22	8,500,000.00	0.00	8,485,099.21	-8,500,000.00	0.00
3130APLJ2	0.00	0.000	11/17/2023	19,750.00	8,407,440.70	0.00	8,485,099.21	-8,407,440.70	0.00
503	MILWCO	LMAIN	11/23/2021	20,000.00	4,014,395.05	0.00	0.00	-14,395.05	4,000,000.00
6022453S9	4,000,000.00	0.550	12/01/2023	0.00	3,965,080.00	0.00	0.00	34,920.00	4,000,000.00
512	FHLBC	LMAIN	07/01/2022	1,850.00	2,000,000.00	0.00	0.00	0.00	2,000,000.00
3130ANSW1	2,000,000.00	0.369	03/13/2024	3,700.00	1,946,177.14	0.00	0.00	25,903.70	1,972,080.84
515	FHLBC	LMAIN	08/01/2022	10,000.00	10,000,000.00	0.00	0.00	0.00	10,000,000.00
3130AMT85	10,000,000.00	0.399	06/28/2024	0.00	9,589,164.70	0.00	0.00	134,775.10	9,723,939.80
518	MOHWYS	LMAIN	11/01/2022	31,262.50	2,564,072.75	0.00	0.00	-24,027.28	2,540,045.47
60636WNR2	2,500,000.00	1.114	05/01/2024	62,525.00	2,489,900.00	0.00	0.00	6,750.00	2,496,650.00
523	FHLBC	LMAIN	01/01/2023	2,500.00	2,500,000.00	0.00	0.00	0.00	2,500,000.00
3130ALJ70	2,500,000.00	0.399	03/12/2024	5,000.00	2,433,456.58	0.00	0.00	32,184.62	2,465,641.20

Portfolio DMAR



**Del Mar College**  
**Texas Compliance Change in Val Report**  
**September 1, 2023 - November 30, 2023**

Inv #	Issuer	Fund	Purch Date	Interest Accrual	Beginning Book Value				Ending Book Value
Cusip	Par Value	YTM	Mat Date	Interest Received	Beginning Market Value	Purchases/ Additions	Redemptions	Change in Value	Ending Market Value
524	SWEDBK	LMAIN	01/19/2023	0.00	4,988,430.56	0.00	5,000,000.00	-4,988,430.56	0.00
87019SWJ9	0.00	0.000	09/18/2023	0.00	4,986,820.00	0.00	5,000,000.00	-4,986,820.00	0.00
525	INGFD	LMAIN	01/26/2023	0.00	2,981,400.00	0.00	3,000,000.00	-2,981,400.00	0.00
4497W1XG6	0.00	0.000	10/16/2023	0.00	2,979,291.00	0.00	3,000,000.00	-2,979,291.00	0.00
526	OKLACO	LMAIN	02/01/2023	9,137.50	3,671,621.06	0.00	0.00	-4,986.32	3,666,634.74
678807QS0	3,655,000.00	0.331	07/01/2024	0.00	3,544,582.45	0.00	0.00	38,377.50	3,582,959.95
530	STLOUI	LMAIN	03/01/2023	11,000.00	2,219,886.25	0.00	0.00	-7,457.34	2,212,428.91
791526SZ0	2,200,000.00	0.636	05/01/2024	22,000.00	2,149,004.00	0.00	0.00	20,746.00	2,169,750.00
531	FHLBC	LMAIN	03/21/2023	6,250.00	5,000,000.00	0.00	0.00	0.00	5,000,000.00
3130ANSN1	5,000,000.00	0.499	09/20/2024	12,430.56	4,747,912.45	0.00	0.00	62,256.05	4,810,168.50
532	FHLBC	LMAIN	04/01/2023	6,250.00	5,000,000.00	0.00	0.00	0.00	5,000,000.00
3130AMZC9	5,000,000.00	0.499	07/12/2024	0.00	4,790,041.65	0.00	0.00	64,894.00	4,854,935.65
533	FHLBC	LMAIN	04/05/2023	32,187.50	2,500,000.00	0.00	0.00	0.00	2,500,000.00
3130AVKN1	2,500,000.00	5.153	04/30/2024	64,375.00	2,490,568.95	0.00	0.00	5,404.35	2,495,973.30
534	FHLMCC	LMAIN	04/05/2023	35,312.50	2,501,479.41	0.00	0.00	-243.86	2,501,235.55
3134GYKW1	2,500,000.00	5.605	03/07/2025	59,638.89	2,487,971.25	0.00	0.00	6,671.37	2,494,642.62
535	FHLBC	LMAIN	04/24/2023	32,812.50	2,500,000.00	0.00	0.00	0.00	2,500,000.00
3130AVKJ0	2,500,000.00	5.250	04/24/2025	65,625.00	2,479,298.45	0.00	0.00	8,427.33	2,487,725.78
536	FHLBC	LMAIN	07/13/2023	5,000.00	5,000,000.00	0.00	0.00	0.00	5,000,000.00
3130AMWD0	5,000,000.00	0.399	07/12/2024	0.00	4,785,887.85	0.00	0.00	66,060.20	4,851,948.05
537	MACQCP	LMAIN	11/10/2023	0.00	0.00	4,860,031.94	0.00	4,876,452.77	4,876,452.77
55609EE79	5,000,000.00	5.792	05/07/2024	0.00	0.00	4,860,031.94	0.00	4,877,655.00	4,877,655.00
538	FHLBC	LMAIN	11/01/2023	2,083.34	0.00	5,000,000.00	0.00	5,000,000.00	5,000,000.00
3130AN5A4	5,000,000.00	0.499	07/26/2024	0.00	0.00	5,000,000.00	0.00	4,845,670.70	4,845,670.70

**Del Mar College**  
**Texas Compliance Change in Val Report**  
**September 1, 2023 - November 30, 2023**

Inv #	Issuer	Fund	Purch Date	Interest Accrual	Beginning Book Value	Purchases/ Additions	Redemptions	Change in Value	Ending Book Value
Cusip	Par Value	YTM	Mat Date	Interest Received	Beginning Market Value				Ending Market Value
<b>Sub Totals For: Fund: Local Maintenance</b>				402,984.87	75,689,047.79	220,302,184.69	205,799,613.89	14,434,630.13	90,123,677.92
				489,737.25	73,977,519.79	220,302,184.69	205,799,613.89	14,979,102.08	88,956,621.87
<b>Fund: Plant</b>									
261	LOGIC	PLANT	01/27/2017	175.68	12,662.15	175.68	0.00	175.68	12,837.83
999999996	12,837.83	5.559	/ /	175.68	12,662.15	175.68	0.00	175.68	12,837.83
<b>Sub Totals For: Fund: Plant</b>				175.68	12,662.15	175.68	0.00	175.68	12,837.83
				175.68	12,662.15	175.68	0.00	175.68	12,837.83
<b>Fund: Rev Bond I &amp; S</b>									
107	LOGIC	RBIS	08/27/2009	4,612.06	332,403.03	4,612.06	0.00	4,612.06	337,015.09
999999996	337,015.09	5.559	/ /	4,612.06	332,403.03	4,612.06	0.00	4,612.06	337,015.09
205	WFBC+	RBIS	08/01/2014	0.66	242.00	0.66	0.00	0.66	242.66
6913041023	242.66	1.110	/ /	0.66	242.00	0.66	0.00	0.66	242.66
463	FREENY	RBIS	10/07/2020	3,573.00	1,800,000.00	0.00	0.00	0.00	1,800,000.00
356731BZ1	1,800,000.00	0.794	05/01/2024	7,146.00	1,744,542.00	0.00	0.00	22,086.00	1,766,628.00
<b>Sub Totals For: Fund: Rev Bond I &amp; S</b>				8,185.72	2,132,645.03	4,612.72	0.00	4,612.72	2,137,257.75
				11,758.72	2,077,187.03	4,612.72	0.00	26,698.72	2,103,885.75
<b>Fund: Tax Bond I&amp;S</b>									
208	WFABC	TAX	09/01/2014	0.00	3.57	0.00	0.00	0.00	3.57
6913041015	3.57	0.000	/ /	0.00	3.57	0.00	0.00	0.00	3.57
454	OPELAL	TAX	09/16/2020	2,860.00	1,430,000.00	0.00	0.00	0.00	1,430,000.00
683548EQ0	1,430,000.00	0.800	06/01/2024	0.00	1,380,908.10	0.00	0.00	17,631.90	1,398,540.00
49	LOGIC	TAX	09/01/2006	11,949.51	927,174.34	761,949.51	750,000.00	11,949.51	939,123.85
999999996	939,123.85	5.559	/ /	11,949.51	927,174.34	761,949.51	750,000.00	11,949.51	939,123.85
<b>Sub Totals For: Fund: Tax Bond I&amp;S</b>				14,809.51	2,357,177.91	761,949.51	750,000.00	11,949.51	2,369,127.42
				11,949.51	2,308,086.01	761,949.51	750,000.00	29,581.41	2,337,667.42

**Fund: 2018 Tax Bond A**

**Del Mar College**  
**Texas Compliance Change in Val Report**  
**September 1, 2023 - November 30, 2023**

Inv #	Issuer	Fund	Purch Date	Interest Accrual	Beginning Book Value				Ending Book Value
Cusip	Par Value	YTM	Mat Date	Interest Received	Beginning Market Value	Purchases/ Additions	Redemptions	Change in Value	Ending Market Value
476	EUDORA	TAX18A	04/19/2021	4,643.75	3,715,000.00	0.00	0.00	0.00	3,715,000.00
298101GX8	3,715,000.00	0.504	09/01/2024	9,287.50	3,535,008.25	0.00	0.00	49,558.10	3,584,566.35
489	FHLBC	TAX18A	07/26/2021	4,166.66	5,000,000.00	0.00	5,000,000.00	-5,000,000.00	0.00
3130AN5A4	0.00	0.000	07/26/2024	6,597.22	4,783,101.60	0.00	5,000,000.00	-4,783,101.60	0.00
490	FHLBC	TAX18A	08/26/2021	5,850.00	4,500,000.00	0.00	0.00	0.00	4,500,000.00
3130ANMN7	4,500,000.00	0.524	08/26/2024	0.00	4,287,026.79	0.00	0.00	57,180.20	4,344,206.99
493	FHLBC	TAX18A	09/30/2021	6,875.00	5,000,000.00	0.00	0.00	0.00	5,000,000.00
3130APAR6	5,000,000.00	0.550	09/30/2024	13,750.00	4,745,074.15	0.00	0.00	61,264.60	4,806,338.75
495	FAMCAC	TAX18A	10/04/2021	3,125.00	2,500,000.00	0.00	0.00	0.00	2,500,000.00
31422XMV1	2,500,000.00	0.500	10/04/2024	6,250.00	2,370,072.92	0.00	0.00	30,739.03	2,400,811.95
<b>Sub Totals For: Fund: 2018 Tax Bond A</b>				24,660.41	20,715,000.00	0.00	5,000,000.00	-5,000,000.00	15,715,000.00
				35,884.72	19,720,283.71	0.00	5,000,000.00	-4,584,359.67	15,135,924.04
<b>Report Grand Totals:</b>				450,816.19	100,906,532.88	221,068,922.60	211,549,613.89	9,451,368.04	110,357,900.92
				549,505.88	98,095,738.69	221,068,922.60	211,549,613.89	10,451,198.22	108,546,936.91



## Disclosures

Meeder Public Funds, Inc., is a registered investment adviser with the Securities and Exchange Commission (SEC) under the Investment Advisers Act of 1940. Registration with the SEC does not imply a certain level of skill or training. The opinions expressed in this presentation are those of Meeder Public Funds, Inc. The material presented has been derived from sources considered to be reliable, but the accuracy and completeness cannot be guaranteed.

Meeder provides monthly statements for its investment management clients to provide information about the investment portfolio. The information should not be used for audit or confirmation purposes. Please review your custodial statements and report any inaccuracies or discrepancies.

Certain information and data have been supplied by unaffiliated third parties. Although Meeder believes the information is reliable, it cannot warrant the accuracy of information offered by third parties. Market value may reflect prices received from pricing vendors when current market quotations are not available. Prices may not reflect firm bids or offers and may differ from the value at which the security can be sold.

Statements may include positions from unmanaged accounts provided for reporting purposes. Unmanaged accounts are managed directly by the client and are not included in the accounts managed by the investment adviser. This information is provided as a client convenience and the investment adviser assumes no responsibility for performance of these accounts or the accuracy of the data reported.

**Investing involves risk. Past performance is no guarantee of future results. Debt and fixed income securities are subject to credit and interest rate risk. The investment return and principal value of an investment will fluctuate so that an investors shares, when redeemed, may be worth more or less than their original cost. Current performance may be lower or higher than the performance data quoted.**

Investment advisory services are provided through Meeder Public Funds, Inc. Please contact us if you would like to receive a copy of our current ADV disclosure brochure or privacy policy.

### **Meeder Public Funds**

Barton Oaks Plaza I  
901 S. MoPac Expy  
Suite 300  
Austin, Texas  
78746

866.633.3371

**Del Mar College  
Annual Investment Report (Including Deposits)**

**November 30, 2023**

**Investment or Deposit Type**

**Market Value**

**Publicly Traded Equity and Similar Investments**

Common Stock (U.S. and foreign stocks held in separately managed accounts or internally managed by institution investment staff; exclude mutual or commingled funds)

Equity/Stock Mutual Funds

Balanced Mutual Funds (where target allocation is > 80% equities)

"Commonfund" Equity Commingled Funds

Other Equity Commingled Funds

Preferred Stock

**Other - list by type**

**Total Publicly Traded Equity and Similar Investments**

0.00

**"Other" Investments - Other than Publicly Traded Equity and Debt Investments**

Real Estate (include direct ownership & investments in real estate limited partnerships, private REITs or similar vehicles; include a portfolio of publicly traded REITs if managed as a separate asset allocation category rather than comprising part of a broadly diversified stock portfolio)

Other Real Asset Investments (e.g. investments in

Private Equity

Hedge Funds

"Commonfund" Alternative Asset Commingled Funds (Real Estate, Private Equity, Hedge Funds,

Commodities, etc.)

Annuities

Commodities

Collectibles

**Other - list by type**

**Total "Other" Investments - Other than Publicly Traded Equity and Debt Investments**

0.00

**Publicly Traded Debt & Similar Investments > 1 year maturity**

U.S. Government Securities ("Treasuries")

U.S. Government Agency Securities ("Agencies")

Mortgage Pass Throughs - "Agency"

Mortgage Pass Throughs - "Private Label"

Asset Backed Securities (ABS) (other than mortgage-b

Sovereign Debt (non-U.S.)

Municipal Obligations

18,999,094.30

**Collateralized Mortgage Obligations (CMOs) - list below by category**

Interest Only Strips (IOs)

Principal Only Strips (POs)

Inverse Floaters

Stated Final Maturity longer than 10 years

Other CMOs - "Agency"

Other CMOs - "Private Label"

**Corporate Obligations (U.S. or foreign companies) - list below by rating**

Highly Rated (AAA/AA or equivalent)

Other Investment Grade (A/BBB or equivalent)

High Yield Bonds (&lt;BBB or equivalent)

Not Rated

Fixed Income/Bond Mutual Funds (longer term; registered with the SEC)

Balanced Mutual Funds (where target allocation is &gt; 50% bonds or other debt securities)

"Commonfund" Fixed Income/Bond Commingled Funds

Other Fixed Income/Bond Commingled Funds (primarily invested in publicly traded debt securities; not registered with the SEC)

GICs (Guaranteed Investment Contracts)

**Other - list by type****Total Publicly Traded Debt & Similar Investments > 1 year****18,999,094.30****Short-Term Investments and Deposits**

U.S. Government Securities ("Treasuries")

U.S. Government Agency Securities ("Agencies")

52,554,084.13

Bankers' Acceptances

Commercial Paper - A1/P1 (or equivalent)

4,877,655.00

Other Commercial Paper - lower rated

Repurchase Agreements (Repos)

Money Market Mutual Funds (registered with the SEC)

Short-Term Mutual Funds Other than Money Market Mutual Fund (registered with the SEC)

**Public Funds investment Pool Created to Function as a MM Mutual Fund (not registered w/SEC but "2a7-like")**

TexPool (and TexPool Prime)

Other Public Funds Investment Pools Functioning as Money Market Mutual Funds

26,713,383.73

Other Investment Pools - Short-Term (not created to function as a money market mutual fund)

Certificates of Deposit (CD) - Non-negotiable

Certificates of Deposit (CD) - Negotiable

Bank Deposits

5,402,719.75

Cash Held at State Treasury

Securities Lending Collateral Reinvestments (direct investments or share of pooled collateral)

**Other - list by type****Total Short-Term Investments & Deposits****89,547,842.61****TOTAL INVESTMENTS and DEPOSITS****108,546,936.91****Investment Disclosures:**

Del Mar College utilizes an outside investment advisor, Patterson & Associates, located at Barton Oaks Plaza II, 901 South MoPac, Suite 195 in Austin, Texas. The investment advisory service is on a non-discretionary basis, meaning the investment advisor obtains *prior* approval for all investment transactions from Del Mar College.

Del Mar College does not use soft dollars, directed brokerage or directed commission, commission recapture or similar arrangements.

The Summary of Investments above for Del Mar College are not associated with an independent

endowment or foundation.

Explanations of Applicable Asset Classes

Other Money Market Funds and Pools	Money funds and pools with a constant \$1.00 per share net asset value objective.
Short-Term Investments	Includes all debt investments with a maturity (as of purchase date) of less than one year and all cash and bank deposits.
TexPool Investments	Investments in TexPool. Includes other Texas pool investments with other money market funds.
U.S. Government Agency Securities	Securities issued by U.S. Government-sponsored agencies or corporations such as FNMA, FHLMC, or FHLB that do not have full faith and credit guarantees from the U.S.
U.S. Government	Includes Treasuries and any other investment with an affirmative full faith and credit guarantees from the U.S. Government.