

DEL MAR COLLEGE

Quarterly Investment Report

AS OF FEBRUARY 28, 2025



MEEDER

PUBLIC FUNDS

Quarterly Portfolio Summary

This quarterly report is prepared in compliance with the Investment Policy and the Strategy of this entity and the Public Funds Investment Act (Chapter 2256, Texas Government Code).

Portfolio as of November 30, 2024

| | |
|--|-----------------|
| BEGINNING BOOK VALUE | \$99,012,871.81 |
| BEGINNING MARKET VALUE | \$99,012,871.81 |
| UNREALIZED GAIN/(LOSS) | \$0.00 |
| WEIGHTED AVERAGE MATURITY (YEARS) | 0.02 |
| WEIGHTED AVERAGE YIELD | 4.77 |

Portfolio as of February 28, 2025

| | |
|--|------------------|
| ENDING BOOK VALUE | \$141,115,525.92 |
| ENDING MARKET VALUE | \$141,145,665.26 |
| INVESTMENT INCOME FOR THE PERIOD | \$1,261,222.15 |
| UNREALIZED GAIN/(LOSS) | \$30,139.34 |
| CHANGE IN UNREALIZED GAIN/(LOSS) | \$30,139.34 |
| WEIGHTED AVERAGE MATURITY (YEARS) | 0.16 |
| WEIGHTED AVERAGE YIELD | 4.47 |

Portfolio Overview

February 28, 2025

Portfolio Statistics

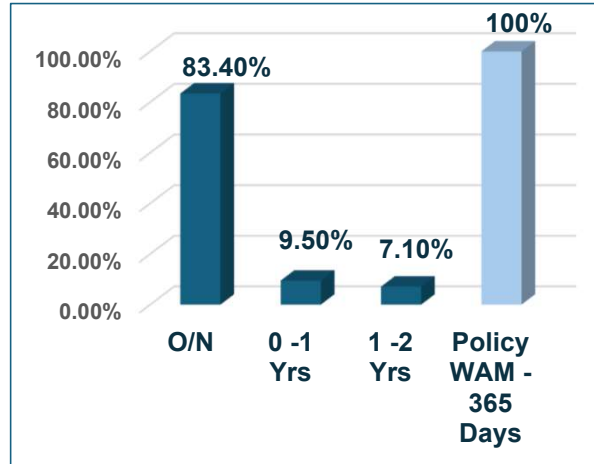
Portfolio Performance

- Average Yield
4.47%
- Benchmark – 6-month T-Bill
4.14%

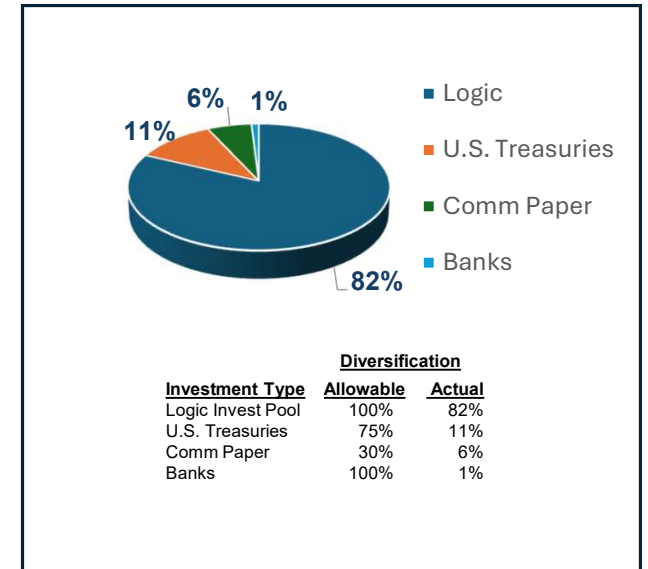
Policy Compliance

- Weighted Average Maturity
- Actual – 59 Days
- Policy – 365 Days
- Average Credit Rating
- Logic Pool – AAA
- Agencies – AA+
- Comm Paper – A-1/P-1
- Municipals – AA+

Maturity Distribution



Portfolio Allocation





Portfolio Overview

| SECURITY TYPE | PAR VALUE | MARKET VALUE | BOOK VALUE | % OF PORTFOLIO | DAYS TO MATURITY | YIELD |
|-----------------------------------|------------------------|-----------------------|-----------------------|----------------|------------------|-------------|
| LGIP | 115,728,966.24 | 115,728,966.24 | 115,728,966.24 | 81.99% | 1 | 4.50 |
| Money Market Funds | 1,969,617.35 | 1,969,617.35 | 1,969,617.35 | 1.40% | 1 | 4.23 |
| Commercial Paper | 8,500,000.00 | 8,377,550.42 | 8,377,550.42 | 5.94% | 118 | 4.59 |
| U.S. Treasuries | 15,000,000.00 | 15,069,531.25 | 15,039,391.91 | 10.68% | 483 | 4.23 |
| TOTAL | 141,198,583.59 | 141,145,665.26 | 141,115,525.92 | 100.00% | 59 | 4.47 |
| CASH AND ACCRUED INTEREST | | | | | | |
| Purchased Accrued Interest | | 2,403.85 | 2,403.85 | | | |
| TOTAL CASH AND INVESTMENTS | 141,198,583.59 | 141,148,069.11 | 141,117,929.77 | | 59 | 4.47 |
| TOTAL EARNINGS | | | | | | |
| | CURRENT QUARTER | | | | | |
| | 1,261,222.15 | | | | | |

Summary by Type

| SECURITY TYPE | # OF SECURITIES | PAR VALUE | BOOK VALUE | % OF PORTFOLIO | YIELD | DAYS TO FINAL MATURITY |
|---------------------------|-----------------|-----------------------|-----------------------|----------------|-------------|------------------------|
| LOCAL MAINTENANCE | | | | | | |
| LGIP | 1 | 83,385,633.51 | 83,385,633.51 | 59.04 | 4.50 | 1 |
| Money Market Funds | 2 | 1,969,368.36 | 1,969,368.36 | 1.39 | 4.23 | 1 |
| Commercial Paper | 3 | 8,500,000.00 | 8,377,550.42 | 5.93 | 4.59 | 118 |
| U.S. Treasuries | 3 | 15,000,000.00 | 15,039,391.91 | 10.75 | 4.23 | 483 |
| TOTAL | 9 | 108,855,001.87 | 108,771,944.20 | 77.11 | 4.47 | 68 |
| PLANT | | | | | | |
| LGIP | 1 | 7,934,849.49 | 7,934,849.49 | 5.62 | 4.50 | 1 |
| TOTAL | 1 | 7,934,849.49 | 7,934,849.49 | 5.62 | 4.50 | 1 |
| REV BOND I & S | | | | | | |
| LGIP | 1 | 2,289,194.80 | 2,289,194.80 | 1.62 | 4.50 | 1 |
| Money Market Funds | 1 | 245.42 | 245.42 | 0.00 | 0.53 | 1 |
| TOTAL | 2 | 2,289,440.22 | 2,289,440.22 | 1.62 | 4.50 | 1 |
| TAX BOND I & S | | | | | | |
| LGIP | 1 | 22,119,288.44 | 22,119,288.44 | 15.65 | 4.50 | 1 |
| Money Market Funds | 1 | 3.57 | 3.57 | 0.00 | 0.00 | 1 |
| TOTAL | 2 | 22,119,292.01 | 22,119,292.01 | 15.65 | 4.50 | 1 |
| GRAND TOTAL | 14 | 141,198,583.59 | 141,115,525.92 | 100.00 | 4.47 | 59 |



Position Statement

| CUSIP | DESCRIPTION | TRADE DATE SETTLE DATE | PAR VALUE | PRINCIPAL COST PURCHASED INTEREST | TOTAL COST | YIELD TO MATURITY | MATURITY DATE | DAYS TO MATURITY | MARKET PRICE MARKET VALUE | UNREALIZED GAIN/LOSS BOOK VALUE | % OF MV | MOODY'S S&P RATING |
|---------------------------------|---|---------------------------|-----------------------|--|-----------------------|----------------------|------------------|---------------------|---------------------------------------|---|--------------|--------------------------|
| LOCAL MAINTENANCE | | | | | | | | | | | | |
| LGIP | | | | | | | | | | | | |
| LOGIC | LOGIC | 02/28/2025 02/28/2025 | 83,385,633.51 | 83,385,633.51 0.00 | 83,385,633.51 | 4.50 | | 1 | 1.00 83,385,633.51 | 0.00 83,385,633.51 | 59.07 | AAA |
| LGIP TOTAL | | | 83,385,633.51 | 83,385,633.51 0.00 | 83,385,633.51 | 4.50 | | 1 | 1.00 83,385,633.51 | 0.00 83,385,633.51 | 59.07 | AAA |
| MONEY MARKET FUNDS | | | | | | | | | | | | |
| 6936021309 | Wells Fargo Stagecoach Sweep Account | 02/28/2025 02/28/2025 | 1,965,216.36 | 1,965,216.36 0.00 | 1,965,216.36 | 4.24 | | 1 | 1.00 1,965,216.36 | 0.00 1,965,216.36 | 1.39 | NA NA |
| 6936021309A | Wells Fargo Analyzed Business Checking PF | 02/28/2025 02/28/2025 | 4,152.00 | 4,152.00 0.00 | 4,152.00 | 0.00 | | 1 | 1.00 4,152.00 | 0.00 4,152.00 | 0.00 | NA NA |
| MONEY MARKET FUNDS TOTAL | | | 1,969,368.36 | 1,969,368.36 0.00 | 1,969,368.36 | 4.23 | | 1 | 1.00 1,969,368.36 | 0.00 1,969,368.36 | 1.40 | NA |
| COMMERCIAL PAPER | | | | | | | | | | | | |
| 8923A0S20 | TOYO CRD PUE RIC 05/02/25 | 09/09/2024 09/10/2024 | 2,500,000.00 | 2,425,575.00 0.00 | 2,425,575.00 | 4.70 | 05/02/2025 | 63 | 99.21 2,480,280.56 | 0.00 2,480,280.56 | 1.76 | P-1 A-1+ |
| 8923A0T60 | TOYO CRD PUE RIC 06/06/25 | 09/09/2024 09/10/2024 | 2,500,000.00 | 2,416,124.31 0.00 | 2,416,124.31 | 4.62 | 06/06/2025 | 98 | 98.79 2,469,754.86 | 0.00 2,469,754.86 | 1.75 | P-1 A-1+ |
| 62479LVK8 | MUFG BANK NY 08/19/25 | 12/18/2024 12/19/2024 | 3,500,000.00 | 3,396,995.00 0.00 | 3,396,995.00 | 4.47 | 08/19/2025 | 172 | 97.93 3,427,515.00 | 0.00 3,427,515.00 | 2.43 | P-1 A-1 |
| COMMERCIAL PAPER TOTAL | | | 8,500,000.00 | 8,238,694.31 0.00 | 8,238,694.31 | 4.59 | | 118 | 98.56 8,377,550.42 | 0.00 8,377,550.42 | 5.94 | AA |
| U.S. TREASURIES | | | | | | | | | | | | |
| 91282CJS1 | US TREASURY 4.250 12/31/25 | 12/18/2024 12/19/2024 | 5,000,000.00 | 5,000,390.63 0.00 | 5,000,390.63 | 4.24 | 12/31/2025 | 306 | 100.06 5,002,929.70 | 2,613.67 5,000,316.03 | 3.54 | Aaa AA+ |
| 91282CKY6 | US TREASURY 4.625 06/30/26 | 12/18/2024 12/19/2024 | 5,000,000.00 | 5,028,906.25 0.00 | 5,028,906.25 | 4.23 | 06/30/2026 | 487 | 100.72 5,036,132.80 | 10,956.39 5,025,176.41 | 3.57 | Aaa AA+ |
| 91282CJP7 | US TREASURY 4.375 12/15/26 | 12/18/2024 12/19/2024 | 5,000,000.00 | 5,015,429.69 2,403.85 | 5,017,833.54 | 4.21 | 12/15/2026 | 655 | 100.61 5,030,468.75 | 16,569.28 5,013,899.47 | 3.56 | Aaa AA+ |
| U.S. TREASURIES TOTAL | | | 15,000,000.00 | 15,044,726.57 2,403.85 | 15,047,130.42 | 4.23 | | 483 | 100.46 15,069,531.25 | 30,139.34 15,039,391.91 | 10.68 | AA+ |
| LOCAL MAINTENANCE TOTAL | | | 108,855,001.87 | 108,638,422.75 2,403.85 | 108,640,826.60 | 4.47 | | 68 | 108,802,083.54 | 30,139.34 108,771,944.20 | 77.09 | AAA |

PLANT

LGIP



Position Statement

| CUSIP | DESCRIPTION | TRADE DATE SETTLE DATE | PAR VALUE | PRINCIPAL COST PURCHASED INTEREST | TOTAL COST | YIELD TO MATURITY | MATURITY DATE | DAYS TO MATURITY | MARKET PRICE MARKET VALUE | UNREALIZED GAIN/LOSS BOOK VALUE | % OF MV | MOODY'S S&P RATING |
|--------------------|-------------|---------------------------|---------------------|---|---------------------|----------------------|------------------|---------------------|------------------------------------|---------------------------------------|-------------|--------------------------|
| LOGIC | LOGIC | 02/28/2025 02/28/2025 | 7,934,849.49 | 7,934,849.49 0.00 | 7,934,849.49 | 4.50 | | 1 | 1.00 7,934,849.49 | 0.00 7,934,849.49 | 5.62 | AAA |
| LGIP TOTAL | | | 7,934,849.49 | 7,934,849.49 0.00 | 7,934,849.49 | 4.50 | | 1 | 1.00 7,934,849.49 | 0.00 7,934,849.49 | 5.62 | AAA |
| PLANT TOTAL | | | 7,934,849.49 | 7,934,849.49 0.00 | 7,934,849.49 | 4.50 | | 1 | 1.00 7,934,849.49 | 0.00 7,934,849.49 | 5.62 | AAA |

REV BOND I & S

| LGIP | | | | | | | | | | | | |
|---------------------------------|--|--------------------------|---------------------|------------------------------------|---------------------|-------------|--|----------|------------------------------------|------------------------------------|-------------|------------|
| LOGIC | LOGIC | 02/28/2025 02/28/2025 | 2,289,194.80 | 2,289,194.80 0.00 | 2,289,194.80 | 4.50 | | 1 | 1.00 2,289,194.80 | 0.00 2,289,194.80 | 1.62 | AAA |
| LGIP TOTAL | | | 2,289,194.80 | 2,289,194.80 0.00 | 2,289,194.80 | 4.50 | | 1 | 1.00 2,289,194.80 | 0.00 2,289,194.80 | 1.62 | AAA |
| MONEY MARKET FUNDS | | | | | | | | | | | | |
| 6913041023 | Wells Fargo Analyzed Business Checking Plus PF | 02/28/2025 02/28/2025 | 245.42 | 245.42 0.00 | 245.42 | 0.53 | | 1 | 1.00 245.42 | 0.00 245.42 | 0.00 | NA NA |
| MONEY MARKET FUNDS TOTAL | | | 245.42 | 245.42 0.00 | 245.42 | 0.53 | | 1 | 1.00 245.42 | 0.00 245.42 | 0.00 | NA |
| REV BOND I & S TOTAL | | | 2,289,440.22 | 2,289,440.22 0.00 | 2,289,440.22 | 4.50 | | 1 | 1.00 2,289,440.22 | 0.00 2,289,440.22 | 1.62 | AAA |

TAX BOND I & S

| LGIP | | | | | | | | | | | | |
|---------------------------------|---|--------------------------|----------------------|-------------------------------------|----------------------|-------------|--|----------|-------------------------------------|-------------------------------------|--------------|------------|
| LOGIC | LOGIC | 02/28/2025 02/28/2025 | 22,119,288.44 | 22,119,288.44 0.00 | 22,119,288.44 | 4.50 | | 1 | 1.00 22,119,288.44 | 0.00 22,119,288.44 | 15.67 | AAA |
| LGIP TOTAL | | | 22,119,288.44 | 22,119,288.44 0.00 | 22,119,288.44 | 4.50 | | 1 | 1.00 22,119,288.44 | 0.00 22,119,288.44 | 15.67 | AAA |
| MONEY MARKET FUNDS | | | | | | | | | | | | |
| 6913041015 | Wells Fargo Analyzed Business Checking PF | 02/28/2025 02/28/2025 | 3.57 | 3.57 0.00 | 3.57 | 0.00 | | 1 | 1.00 3.57 | 0.00 3.57 | 0.00 | NA NA |
| MONEY MARKET FUNDS TOTAL | | | 3.57 | 3.57 0.00 | 3.57 | 0.00 | | 1 | 1.00 3.57 | 0.00 3.57 | 0.00 | NA |
| TAX BOND I & S TOTAL | | | 22,119,292.01 | 22,119,292.01 0.00 | 22,119,292.01 | 4.50 | | 1 | 1.00 22,119,292.01 | 0.00 22,119,292.01 | 15.67 | AAA |



Position Statement

| CUSIP | DESCRIPTION | TRADE DATE SETTLE DATE | PAR VALUE | PRINCIPAL COST PURCHASED INTEREST | TOTAL COST | YIELD TO MATURITY | MATURITY DATE | DAYS TO MATURITY | MARKET PRICE MARKET VALUE | UNREALIZED GAIN/LOSS BOOK VALUE | % OF MV | MOODY'S S&P RATING |
|--------------------|-------------|---------------------------|----------------|---|----------------|----------------------|------------------|---------------------|------------------------------|---------------------------------------|------------|--------------------------|
| GRAND TOTAL | | | 141,198,583.59 | 140,982,004.47 2,403.85 | 140,984,408.32 | 4.47 | | 59 | 141,145,665.26 | 30,139.34 141,115,525.92 | 100.00 | AAA |

Cash Reconciliation Report

| LOCAL MAINTENANCE | | | | | | |
|-----------------------|------------|--|----------------------|----------------|----------------------|-----------------------|
| POST DATE | IDENTIFIER | DESCRIPTION | PAR VALUE | FINAL MATURITY | PRINCIPAL | AMOUNT |
| BUY | | | | | | |
| 12/19/2024 | 91282CKY6 | US TREASURY 4.625 06/30/26 | 5,000,000.00 | 06/30/2026 | 5,028,906.25 | -5,136,990.49 |
| 12/19/2024 | 62479LVK8 | MUFG BANK NY 08/19/25 | 3,500,000.00 | 08/19/2025 | 3,396,995.00 | -3,396,995.00 |
| 12/19/2024 | 91282CJP7 | US TREASURY 4.375 12/15/26 | 5,000,000.00 | 12/15/2026 | 5,015,429.69 | -5,017,833.54 |
| 12/19/2024 | 91282CJS1 | US TREASURY 4.250 12/31/25 | 5,000,000.00 | 12/31/2025 | 5,000,390.63 | -5,099,711.28 |
| BUY TOTAL | | | 18,500,000.00 | | 18,441,721.57 | -18,651,530.31 |
| POST DATE | IDENTIFIER | DESCRIPTION | PAR VALUE | FINAL MATURITY | PRINCIPAL | AMOUNT |
| COUPON | | | | | | |
| 12/31/2024 | 91282CKY6 | US TREASURY 4.625 06/30/26 | 0.00 | 06/30/2026 | 0.00 | 115,625.00 |
| 12/31/2024 | 91282CJS1 | US TREASURY 4.250 12/31/25 | 0.00 | 12/31/2025 | 0.00 | 106,250.00 |
| COUPON TOTAL | | | 0.00 | | 0.00 | 221,875.00 |
| POST DATE | IDENTIFIER | DESCRIPTION | PAR VALUE | FINAL MATURITY | PRINCIPAL | AMOUNT |
| MATURITY | | | | | | |
| 12/13/2024 | 55078TMD6 | LVMH Moët Hennessy Louis Vuitton Inc. 0.0 12/13/2024 | -2,500,000.00 | 12/13/2024 | -2,500,000.00 | 2,500,000.00 |
| MATURITY TOTAL | | | -2,500,000.00 | | -2,500,000.00 | 2,500,000.00 |



Transaction Statement

| LOCAL MAINTENANCE | | | | | | | | | |
|-----------------------|------------|-------------|-----------|---|-----------------------|----------------------|---------------------|------------------------|----------------|
| | TRADE DATE | SETTLE DATE | CUSIP | DESCRIPTION | PAR VALUE | PRINCIPAL COST | PURCHASED INTEREST | TOTAL | PURCHASE YIELD |
| BUY | | | | | | | | | |
| | 12/18/2024 | 12/19/2024 | 62479LVK8 | MUFG BANK NY 08/19/25 | 3,500,000.00 | 3,396,995.00 | 0.00 | (3,396,995.00) | 4.47 |
| | 12/18/2024 | 12/19/2024 | 91282CJP7 | US TREASURY 4.375 12/15/26 | 5,000,000.00 | 5,015,429.69 | 2,403.85 | (5,017,833.54) | 4.21 |
| | 12/18/2024 | 12/19/2024 | 91282CJS1 | US TREASURY 4.250 12/31/25 | 5,000,000.00 | 5,000,390.63 | 99,320.65 | (5,099,711.28) | 4.24 |
| | 12/18/2024 | 12/19/2024 | 91282CKY6 | US TREASURY 4.625 06/30/26 | 5,000,000.00 | 5,028,906.25 | 108,084.24 | (5,136,990.49) | 4.23 |
| BUY TOTAL | | | | | 18,500,000.00 | 18,441,721.57 | 209,808.74 | (18,651,530.31) | 4.27 |
| | TRADE DATE | SETTLE DATE | CUSIP | DESCRIPTION | PAR VALUE | BOOK VALUE | TOTAL | NET REALIZED GAIN/LOSS | |
| MATURITY | | | | | | | | | |
| | 12/13/2024 | 12/13/2024 | 55078TMD6 | LVMH Moët Hennessy Louis Vuitton Inc. 0.0 12/13/2024 | (2,500,000.00) | 2,500,000.00 | 2,500,000.00 | 0.00 | |
| MATURITY TOTAL | | | | | (2,500,000.00) | 2,500,000.00 | 2,500,000.00 | 0.00 | |



Amortization Schedule

| CUSIP | DESCRIPTION | PAR VALUE | PRINCIPAL COST | ORIGINAL PREMIUM OR DISCOUNT | BEGINNING BOOK VALUE | CURRENT PERIOD AMORT | ENDING BOOK VALUE | TOTAL AMORTIZATION | UNAMORTIZED BALANCE |
|--------------------------|--|----------------------|----------------------|------------------------------|----------------------|----------------------|----------------------|--------------------|---------------------|
| LOCAL MAINTENANCE | | | | | | | | | |
| 55078TMD6 | LVMH Moët Hennessy Louis Vuitton Inc. 0.0 12/13/2024 | 2,500,000.00 | 2,405,791.67 | (94,208.33) | 2,495,750.00 | 4,250.00 | 0.00 | 94,208.33 | 0.00 |
| 62479LVK8 | MUFG BANK NY 08/19/25 | 3,500,000.00 | 3,396,995.00 | (103,005.00) | 0.00 | 30,520.00 | 3,427,515.00 | 30,520.00 | (72,485.00) |
| 8923AOS20 | TOYO CRD PUE RIC 05/02/25 | 2,500,000.00 | 2,425,575.00 | (74,425.00) | 2,451,655.56 | 28,625.00 | 2,480,280.56 | 54,705.56 | (19,719.44) |
| 8923AOT60 | TOYO CRD PUE RIC 06/06/25 | 2,500,000.00 | 2,416,124.31 | (83,875.69) | 2,441,692.36 | 28,062.50 | 2,469,754.86 | 53,630.55 | (30,245.14) |
| 91282CJS1 | US TREASURY 4.250 12/31/25 | 5,000,000.00 | 5,000,390.63 | 390.63 | 0.00 | (74.60) | 5,000,316.03 | (74.60) | 316.03 |
| 91282CJP7 | US TREASURY 4.375 12/15/26 | 5,000,000.00 | 5,015,429.69 | 15,429.69 | 0.00 | (1,530.22) | 5,013,899.47 | (1,530.22) | 13,899.47 |
| 91282CKY6 | US TREASURY 4.625 06/30/26 | 5,000,000.00 | 5,028,906.25 | 28,906.25 | 0.00 | (3,729.84) | 5,025,176.41 | (3,729.84) | 25,176.41 |
| TOTAL | | 26,000,000.00 | 25,689,212.55 | (310,787.45) | 7,389,097.92 | 86,122.84 | 23,416,942.33 | 227,729.78 | (83,057.67) |
| GRAND TOTAL | | 26,000,000.00 | 25,689,212.55 | (310,787.45) | 7,389,097.92 | 86,122.84 | 23,416,942.33 | 227,729.78 | (83,057.67) |



Accrued Interest Schedule

| IDENTIFIER | DESCRIPTION | SETTLE DATE | PAR VALUE | PRINCIPAL COST | BEGINNING ACCRUED INTEREST | PURCHASED INTEREST | CURRENT PERIOD ACCRUAL | INTEREST RECEIVED | ENDING ACCRUED INTEREST |
|---------------------------|--|-------------|-----------------------|-----------------------|----------------------------|---------------------|------------------------|---------------------|-------------------------|
| LOCAL MAINTENANCE | | | | | | | | | |
| LOGIC | LOGIC | 2025-02-28 | 83,385,633.51 | 83,385,633.51 | 0.00 | 0.00 | 814,979.72 | 814,979.72 | 0.00 |
| 62479LVK8 | MUFG BANK NY 08/19/25 | 2024-12-19 | 3,500,000.00 | 3,396,995.00 | 0.00 | 0.00 | 0.00 | 0.00 | 0.00 |
| 8923A0S20 | TOYO CRD PUE RIC 05/02/25 | 2024-09-10 | 2,500,000.00 | 2,425,575.00 | 0.00 | 0.00 | 0.00 | 0.00 | 0.00 |
| 8923A0T60 | TOYO CRD PUE RIC 06/06/25 | 2024-09-10 | 2,500,000.00 | 2,416,124.31 | 0.00 | 0.00 | 0.00 | 0.00 | 0.00 |
| 91282CJS1 | US TREASURY 4.250 12/31/25 | 2024-12-19 | 5,000,000.00 | 5,000,390.63 | 0.00 | (99,320.65) | 42,150.34 | 106,250.00 | 35,220.99 |
| 91282CJP7 | US TREASURY 4.375 12/15/26 | 2024-12-19 | 5,000,000.00 | 5,015,429.69 | 0.00 | (2,403.85) | 43,269.23 | 0.00 | 45,673.08 |
| 91282CKY6 | US TREASURY 4.625 06/30/26 | 2024-12-19 | 5,000,000.00 | 5,028,906.25 | 0.00 | (108,084.24) | 45,869.49 | 115,625.00 | 38,328.73 |
| 6936021309A | Wells Fargo Analyzed Business Checking PF | 2025-02-28 | 4,152.00 | 4,152.00 | 0.00 | 0.00 | 0.00 | 0.00 | 0.00 |
| 6936021309 | Wells Fargo Stagecoach Sweep Account | 2025-02-28 | 1,965,216.36 | 1,965,216.36 | 0.00 | 0.00 | 71,181.11 | 71,181.11 | 0.00 |
| TOTAL | | | 108,855,001.87 | 108,638,422.75 | 0.00 | (209,808.74) | 1,017,449.89 | 1,108,035.83 | 119,222.80 |
| PLANT | | | | | | | | | |
| LOGIC | LOGIC | 2025-02-28 | 7,934,849.49 | 7,934,849.49 | 0.00 | 0.00 | 52,208.70 | 52,208.70 | 0.00 |
| TOTAL | | | 7,934,849.49 | 7,934,849.49 | 0.00 | 0.00 | 52,208.70 | 52,208.70 | 0.00 |
| REV BOND I & S | | | | | | | | | |
| LOGIC | LOGIC | 2025-02-28 | 2,289,194.80 | 2,289,194.80 | 0.00 | 0.00 | 25,654.92 | 25,654.92 | 0.00 |
| 6913041023 | Wells Fargo Analyzed Business Checking Plus PF | 2025-02-28 | 245.42 | 245.42 | 0.00 | 0.00 | 0.32 | 0.32 | 0.00 |
| TOTAL | | | 2,289,440.22 | 2,289,440.22 | 0.00 | 0.00 | 25,655.24 | 25,655.24 | 0.00 |
| TAX BOND I & S | | | | | | | | | |
| LOGIC | LOGIC | 2025-02-28 | 22,119,288.44 | 22,119,288.44 | 0.00 | 0.00 | 79,785.48 | 79,785.48 | 0.00 |
| 6913041015 | Wells Fargo Analyzed Business Checking PF | 2025-02-28 | 3.57 | 3.57 | 0.00 | 0.00 | 0.00 | 0.00 | 0.00 |
| TOTAL | | | 22,119,292.01 | 22,119,292.01 | 0.00 | 0.00 | 79,785.48 | 79,785.48 | 0.00 |
| GRAND TOTAL | | | 141,198,583.59 | 140,982,004.47 | 0.00 | (209,808.74) | 1,175,099.31 | 1,265,685.25 | 119,222.80 |



Earnings by Fund

| CUSIP | DESCRIPTION | ENDING PAR VALUE | BEGINNING BOOK VALUE | ENDING BOOK VALUE | FINAL MATURITY | COUPON RATE | YIELD | INTEREST EARNED | NET AMORTIZATION/ACCRETION INCOME | NET REALIZED GAIN/LOSS | ADJUSTED INTEREST EARNINGS |
|---------------------------|--|-----------------------|----------------------|-----------------------|----------------|-------------|-------------|---------------------|-----------------------------------|------------------------|----------------------------|
| LOCAL MAINTENANCE | | | | | | | | | | | |
| 55078TMD6 | LVMH Moët Hennessy Louis Vuitton Inc. 0.0 12/13/2024 | 0.00 | 2,495,750.00 | 0.00 | 12/13/2024 | 0.00 | 5.27 | 0.00 | 4,250.00 | 0.00 | 4,250.00 |
| 62479LVK8 | MUFG BANK NY 08/19/25 | 3,500,000.00 | 0.00 | 3,427,515.00 | 08/19/2025 | 0.00 | 4.47 | 0.00 | 30,520.00 | 0.00 | 30,520.00 |
| 6936021309 | Wells Fargo Stagecoach Sweep Account | 1,965,216.36 | 3,117,187.80 | 1,965,216.36 | 02/28/2025 | 4.90 | 4.24 | 71,181.11 | 0.00 | 0.00 | 71,181.11 |
| 6936021309A | Wells Fargo Analyzed Business Checking PF | 4,152.00 | 0.00 | 4,152.00 | 02/28/2025 | 0.00 | 0.00 | 0.00 | 0.00 | 0.00 | 0.00 |
| 8923A0S20 | TOYO CRD PUE RIC 05/02/25 | 2,500,000.00 | 2,451,655.56 | 2,480,280.56 | 05/02/2025 | 0.00 | 4.70 | 0.00 | 28,625.00 | 0.00 | 28,625.00 |
| 8923A0T60 | TOYO CRD PUE RIC 06/06/25 | 2,500,000.00 | 2,441,692.36 | 2,469,754.86 | 06/06/2025 | 0.00 | 4.62 | 0.00 | 28,062.50 | 0.00 | 28,062.50 |
| 91282CJP7 | US TREASURY 4.375 12/15/26 | 5,000,000.00 | 0.00 | 5,013,899.47 | 12/15/2026 | 4.38 | 4.21 | 43,269.23 | (1,530.22) | 0.00 | 41,739.01 |
| 91282CJS1 | US TREASURY 4.250 12/31/25 | 5,000,000.00 | 0.00 | 5,000,316.03 | 12/31/2025 | 4.25 | 4.24 | 42,150.34 | (74.60) | 0.00 | 42,075.74 |
| 91282CKY6 | US TREASURY 4.625 06/30/26 | 5,000,000.00 | 0.00 | 5,025,176.41 | 06/30/2026 | 4.63 | 4.23 | 45,869.49 | (3,729.84) | 0.00 | 42,139.65 |
| LOGIC | LOGIC | 98,385,633.51 | 76,907,234.58 | 83,385,633.51 | 02/28/2025 | 0.00 | 4.50 | 814,979.72 | 0.00 | 0.00 | 814,979.72 |
| TOTAL | | 123,855,001.87 | 87,413,520.30 | 108,771,944.20 | | 0.62 | 4.47 | 1,017,449.89 | 86,122.84 | 0.00 | 1,103,572.73 |
| PLANT | | | | | | | | | | | |
| LOGIC | LOGIC | 7,934,849.49 | 2,296,060.00 | 7,934,849.49 | 02/28/2025 | 0.00 | 4.50 | 52,208.70 | 0.00 | 0.00 | 52,208.70 |
| TOTAL | | 7,934,849.49 | 2,296,060.00 | 7,934,849.49 | | 0.00 | 4.50 | 52,208.70 | 0.00 | 0.00 | 52,208.70 |
| REV BOND I & S | | | | | | | | | | | |
| 6913041023 | Wells Fargo Analyzed Business Checking Plus PF | 245.42 | 245.10 | 245.42 | 02/28/2025 | 1.03 | 0.53 | 0.32 | 0.00 | 0.00 | 0.32 |
| LOGIC | LOGIC | 2,289,194.80 | 2,263,539.88 | 2,289,194.80 | 02/28/2025 | 0.00 | 4.50 | 25,654.92 | 0.00 | 0.00 | 25,654.92 |
| TOTAL | | 2,289,440.22 | 2,263,784.98 | 2,289,440.22 | | 0.00 | 4.50 | 25,655.24 | 0.00 | 0.00 | 25,655.24 |
| TAX BOND I & S | | | | | | | | | | | |
| 6913041015 | Wells Fargo Analyzed Business Checking PF | 3.57 | 3.57 | 3.57 | 02/28/2025 | 0.00 | 0.00 | 0.00 | 0.00 | 0.00 | 0.00 |
| LOGIC | LOGIC | 7,119,288.44 | 7,039,502.96 | 22,119,288.44 | 02/28/2025 | 0.00 | 4.50 | 79,785.48 | 0.00 | 0.00 | 79,785.48 |
| TOTAL | | 7,119,292.01 | 7,039,506.53 | 22,119,292.01 | | 0.00 | 4.50 | 79,785.48 | 0.00 | 0.00 | 79,785.48 |



Earnings by Fund

| CUSIP | DESCRIPTION | ENDING PAR VALUE | BEGINNING BOOK VALUE | ENDING BOOK VALUE | FINAL MATURITY | COUPON RATE | YIELD | INTEREST EARNED | NET AMORTIZATION/ACCRETION INCOME | NET REALIZED GAIN/LOSS | ADJUSTED INTEREST EARNINGS |
|--------------------|-------------|------------------|----------------------|-------------------|----------------|-------------|-------|-----------------|-----------------------------------|------------------------|----------------------------|
| GRAND TOTAL | | 141,198,583.59 | 99,012,871.81 | 141,115,525.92 | | 0.54 | 4.47 | 1,175,099.31 | 86,122.84 | 0.00 | 1,261,222.15 |

Projected Cashflows

For the Period March 01, 2025 to August 31, 2025

| CUSIP | DESCRIPTION | POST DATE | TRANSACTION TYPE | AMOUNT |
|--------------------------------|----------------------------|------------|------------------|---------------------|
| LOCAL MAINTENANCE | | | | |
| MAY 2025 | | | | |
| 8923A0S20 | TOYO CRD PUE RIC 05/02/25 | 05/02/2025 | Final Maturity | 2,500,000.00 |
| MAY 2025 TOTAL | | | | 2,500,000.00 |
| JUN 2025 | | | | |
| 8923A0T60 | TOYO CRD PUE RIC 06/06/25 | 06/06/2025 | Final Maturity | 2,500,000.00 |
| 91282CJP7 | US TREASURY 4.375 12/15/26 | 06/16/2025 | Coupon | 109,375.00 |
| 91282CJS1 | US TREASURY 4.250 12/31/25 | 06/30/2025 | Coupon | 106,250.00 |
| 91282CKY6 | US TREASURY 4.625 06/30/26 | 06/30/2025 | Coupon | 115,625.00 |
| JUN 2025 TOTAL | | | | 2,831,250.00 |
| AUG 2025 | | | | |
| 62479LVK8 | MUFG BANK NY 08/19/25 | 08/19/2025 | Final Maturity | 3,500,000.00 |
| AUG 2025 TOTAL | | | | 3,500,000.00 |
| LOCAL MAINTENANCE TOTAL | | | | 8,831,250.00 |
| GRAND TOTAL | | | | 8,831,250.00 |



Change in Value

| IDENTIFIER | ISSUER PAR VALUE | YIELD | TRADE DATE MATURITY DATE | INTEREST ACCRUAL INTEREST RECEIVED | BEGINNING BOOK VALUE BEGINNING MARKET VALUE | PURCHASES/ ADDITIONS | REDEMPTIONS | CHANGE IN BOOK VALUE CHANGE IN MARKET VALUE | ENDING BOOK VALUE ENDING MARKET VALUE |
|--------------------------|---|-------------|-----------------------------|--|--|-------------------------|------------------------|--|--|
| LOCAL MAINTENANCE | | | | | | | | | |
| 55078TMD6 | LVMH Moët Hennessy Louis Vuitton Inc. 0.0 12/13/2024 0.00 | 5.27 | 03/21/2024 12/13/2024 | 0.00 0.00 | 2,495,750.00 2,495,750.00 | 0.00 | (2,500,000.00) | (2,495,750.00) (2,495,750.00) | 0.00 0.00 |
| 6936021309 | Wells Fargo Stagecoach Sweep Account 1,965,216.36 | 4.24 | 02/28/2025 | 71,181.11 71,181.11 | 3,117,187.80 3,117,187.80 | 3,133,034.49 | (4,285,005.93) | (1,151,971.44) (1,151,971.44) | 1,965,216.36 1,965,216.36 |
| LOGIC | LOGIC 98,385,633.51 | 4.50 | 02/28/2025 | 814,979.72 814,979.72 | 76,907,234.58 76,907,234.58 | 37,951,604.07 | (31,473,205.14) | 6,478,398.93 6,478,398.93 | 83,385,633.51 83,385,633.51 |
| 6936021309A | Wells Fargo Analyzed Business Checking PF 4,152.00 | 0.00 | 01/31/2025 02/28/2025 | 0.00 0.00 | 0.00 0.00 | 54,644.00 | (50,492.00) | 4,152.00 4,152.00 | 4,152.00 4,152.00 |
| 8923AOS20 | TOYO CRD PUE RIC 05/02/25 2,500,000.00 | 4.70 | 09/09/2024 05/02/2025 | 0.00 0.00 | 2,451,655.56 2,451,655.56 | 0.00 | 0.00 | 28,625.00 28,625.00 | 2,480,280.56 2,480,280.56 |
| 8923A0T60 | TOYO CRD PUE RIC 06/06/25 2,500,000.00 | 4.62 | 09/09/2024 06/06/2025 | 0.00 0.00 | 2,441,692.36 2,441,692.36 | 0.00 | 0.00 | 28,062.50 28,062.50 | 2,469,754.86 2,469,754.86 |
| 62479LVK8 | MUFG BANK NY 08/19/25 3,500,000.00 | 4.47 | 12/18/2024 08/19/2025 | 0.00 0.00 | 0.00 0.00 | 3,396,995.00 | 0.00 | 3,427,515.00 3,427,515.00 | 3,427,515.00 3,427,515.00 |
| 91282CJS1 | US TREASURY 4.250 12/31/25 5,000,000.00 | 4.24 | 12/18/2024 12/31/2025 | 42,150.34 106,250.00 | 0.00 0.00 | 5,000,390.63 | 0.00 | 5,000,316.03 5,002,929.70 | 5,000,316.03 5,002,929.70 |
| 91282CKY6 | US TREASURY 4.625 06/30/26 5,000,000.00 | 4.23 | 12/18/2024 06/30/2026 | 45,869.49 115,625.00 | 0.00 0.00 | 5,028,906.25 | 0.00 | 5,025,176.41 5,036,132.80 | 5,025,176.41 5,036,132.80 |
| 91282CJP7 | US TREASURY 4.375 12/15/26 5,000,000.00 | 4.21 | 12/18/2024 12/15/2026 | 43,269.23 0.00 | 0.00 0.00 | 5,015,429.69 | 0.00 | 5,013,899.47 5,030,468.75 | 5,013,899.47 5,030,468.75 |
| TOTAL | | 4.47 | | 1,017,449.89 1,108,035.83 | 87,413,520.30 87,413,520.30 | 59,581,004.13 | (38,308,703.07) | 21,358,423.90 21,388,563.24 | 108,771,944.20 108,802,083.54 |

| | | | | | | | | | |
|--------------|-----------------------|-------------|------------|--------------------------------------|--|---------------------|-----------------------|--|--|
| PLANT | | | | | | | | | |
| LOGIC | LOGIC 7,934,849.49 | 4.50 | 02/28/2025 | 52,208.70 52,208.70 | 2,296,060.00 2,296,060.00 | 7,821,910.49 | (2,183,121.00) | 5,638,789.49 5,638,789.49 | 7,934,849.49 7,934,849.49 |
| TOTAL | | 4.50 | | 52,208.70 52,208.70 | 2,296,060.00 2,296,060.00 | 7,821,910.49 | (2,183,121.00) | 5,638,789.49 5,638,789.49 | 7,934,849.49 7,934,849.49 |

| | | | | | | | | | |
|---------------------------|---|------|------------|--------------|------------------|------|------|--------------|------------------|
| REV BOND I & S | | | | | | | | | |
| 6913041023 | Wells Fargo Analyzed Business Checking Plus PF 245.42 | 0.53 | 02/28/2025 | 0.32 0.32 | 245.10 245.10 | 0.32 | 0.00 | 0.32 0.32 | 245.42 245.42 |



Change in Value

| IDENTIFIER | ISSUER PAR VALUE | YIELD | TRADE DATE MATURITY DATE | INTEREST ACCRUAL INTEREST RECEIVED | BEGINNING BOOK VALUE BEGINNING MARKET VALUE | PURCHASES/ ADDITIONS | REDEMPTIONS | CHANGE IN BOOK VALUE CHANGE IN MARKET VALUE | ENDING BOOK VALUE ENDING MARKET VALUE |
|--------------|-----------------------|-------------|-----------------------------|---------------------------------------|--|-------------------------|-------------|--|--|
| LOGIC | LOGIC 2,289,194.80 | 4.50 | 02/28/2025 | 25,654.92 25,654.92 | 2,263,539.88 2,263,539.88 | 25,654.92 | 0.00 | 25,654.92 25,654.92 | 2,289,194.80 2,289,194.80 |
| TOTAL | | 4.50 | | 25,655.24 25,655.24 | 2,263,784.98 2,263,784.98 | 25,655.24 | 0.00 | 25,655.24 25,655.24 | 2,289,440.22 2,289,440.22 |

| TAX BOND I & S | | | | | | | | | |
|--------------------|--|-------------|--------------------------|--|--|----------------------|------------------------|--|--|
| LOGIC | LOGIC 7,119,288.44 | 4.50 | 02/28/2025 | 79,785.48 79,785.48 | 7,039,502.96 7,039,502.96 | 15,079,785.48 | 0.00 | 15,079,785.48 15,079,785.48 | 22,119,288.44 22,119,288.44 |
| 6913041015 | Wells Fargo Analyzed Business Checking PF 3.57 | 0.00 | 05/31/2023 02/28/2025 | 0.00 0.00 | 3.57 3.57 | 0.00 | 0.00 | 0.00 0.00 | 3.57 3.57 |
| TOTAL | | 4.50 | | 79,785.48 79,785.48 | 7,039,506.53 7,039,506.53 | 15,079,785.48 | 0.00 | 15,079,785.48 15,079,785.48 | 22,119,292.01 22,119,292.01 |
| GRAND TOTAL | | 4.47 | | 1,175,099.31 1,265,685.25 | 99,012,871.81 99,012,871.81 | 82,508,355.34 | (40,491,824.07) | 42,102,654.11 42,132,793.45 | 141,115,525.92 141,145,665.26 |

Del Mar College | February 28, 2025
Compliance Certification

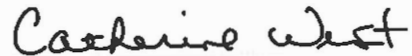


MEEDER
PUBLIC FUNDS


The undersigned acknowledge they have reviewed this quarterly investment report for the period ending February 28, 2025. Officials designated as investment officers by this entity's Investment Policy attest that all investments comply with the Texas Public Funds Investment Act and this entity's Investment Policy.



Raul Garcia, Vice President and Chief Financial Officer



Dr. Catherine West, Director of Accounting



Meeder Representative

Disclosure

Meeder provides monthly statements for its investment management clients to provide information about the investment portfolio. The information should not be used for audit or confirmation purposes. Please review your custodial statements and report any inaccuracies or discrepancies.

Certain information and data has been supplied by unaffiliated third parties. Although Meeder believes the information is reliable, it cannot warrant the accuracy of information offered by third parties. Market value may reflect prices received from pricing vendors when current market quotations are not available. Prices may not reflect firm bids or offers and may differ from the value at which the security can be sold.

Statements may include positions from unmanaged accounts provided for reporting purposes. Unmanaged accounts are managed directly by the client and are not included in the accounts managed by Meeder. This information is provided as a client convenience and Meeder assumes no responsibility for performance of these accounts or the accuracy of the data reported.

Investing involves risk. Past performance is no guarantee of future results. Debt and fixed income securities are subject to credit and interest rate risk. The investment return and principal value of an investment will fluctuate so that an investors shares, when redeemed, may be worth more or less than their original cost. Current performance may be lower or higher than the performance data quoted.

Investment advisory services provided by Meeder Public Funds, Inc. Please contact us if you would like to receive a copy of our current ADV disclosure brochure or privacy policy.

© 2024 Meeder Investment Management

meederpublicfunds.com | 866.633.3371

