



QUARTERLY INVESTMENT REPORT

Del Mar College

AUGUST 31, 2023



MEEDER

PUBLIC FUNDS

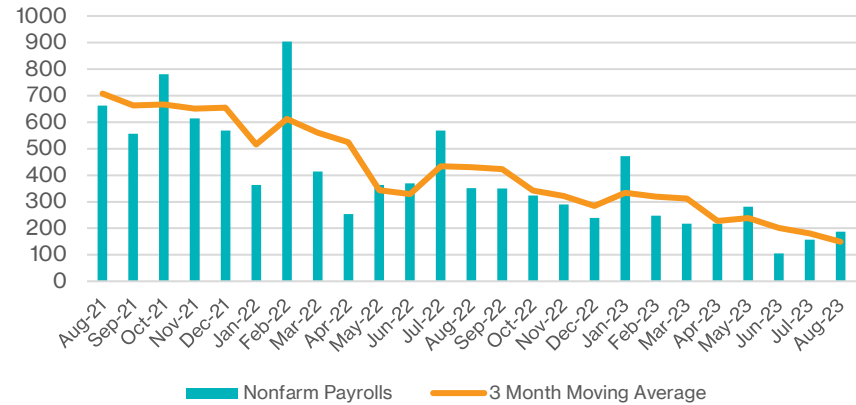
A Slowly Slowing Economy

August is a notoriously slow month for markets, with this year being no exception. Economic data received in August showed a slowly softening labor market and inflation that is steadily declining. Although the Federal Reserve didn't officially meet in August, Chairman Jerome Powell spoke at the annual Jackson Hole Symposium and used his speech to reaffirm the Federal Reserve's commitment to their 2 percent inflation target. Powell stated that bringing inflation down to 2% will require a period of below-trend economic growth and that monetary policy will need to remain restrictive for the foreseeable future. Powell also acknowledged the uncertainties that the Federal Reserve is facing, as it is "challenging to know in real time" when monetary policy is restrictive enough, given the lag between restrictive policy and the economic slowdown.

The July US Employment report showed that the labor market continued to cool in July, as nonfarm payrolls missed estimates and increased by just 187,000. Likewise, the prior two months were revised down by a total of 49,000. Job growth has slowed over the last 18 to 24 months, with the 3-month moving average down to just 218,000. Wage growth is still elevated, as wages have increased by 4.4% over the last year. For now, the labor market is not growing fast enough for the Federal Reserve to hike again, but the stickiness of wages should keep cuts off the table until 2024.

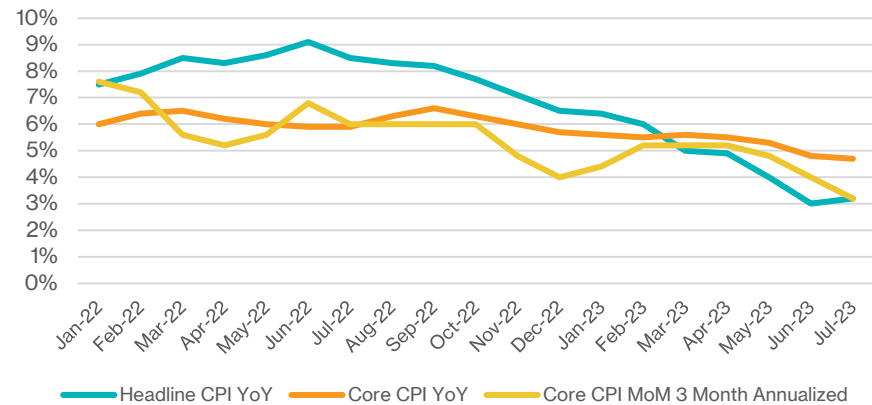
The Consumer Price Index (CPI) report from July pointed to more disinflation. Both headline and core CPI increased by 0.2% on the month, and on a year-over-year (YoY) basis increased by 3.2% and 4.7%, respectively. Comparatively, annualized core CPI over the last 3 months is down to 3.1% as the most recent data indicates that inflation is slowing and is likely more reflective of current pricing momentum than YoY figures that include data from nearly a year ago. The Federal Reserve and market participants will be keenly watching the next few months of data to see if the recent momentum sticks.

LABOR MARKET GROWTH



SOURCE: BLOOMBERG

INFLATION COOLING



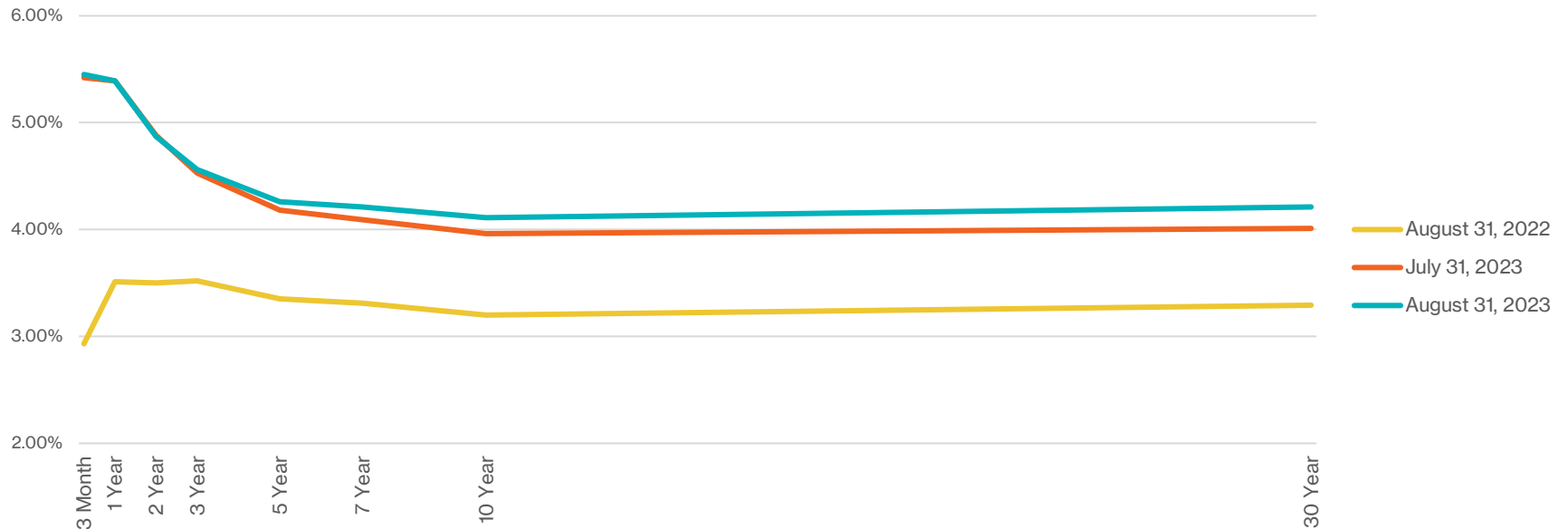
SOURCE: BLOOMBERG

Rates Move Higher

With economic data lacking many surprises, bond markets remained generally unchanged throughout August. Market pricing for rate hikes and/or cuts started and ended the month in the same place, with a full rate cut still not priced in until mid-2024. Throughout August, markets continued to price in a more positive tone, leading to rates increasing. The 2-year US Treasury yield decreased 0.02% to 4.86%, while longer-term bonds increased as they are more reflective of growth. The 5-year US Treasury yield increased by 0.07% to 4.25%, and the 10-year US Treasury yield increased by 0.15% to 4.11%, steeping the curve some. At the end of July, the yield curve was still inverted by 0.77% as markets are pricing in rate cuts in 2024.

We will continue to look to add value by picking up incremental yield on high-quality bonds as cash flows permit. Even though the yield curve remains inverted and cash products yield more than longer-term bonds, adding duration and buying at current yields will benefit portfolio income over the full economic cycle. The Federal Reserve will cut rates and the curve will normalize, and we are closer now to the end of the cycle than we ever have been.

US Treasury Yield Curve



Del Mar College
Portfolio Summary Management Report
 May 31, 2023 – August 31, 2023

This quarterly report is in compliance with the investment policy and strategy as established for Del Mar College and the Public Funds Investment Act (Chapter 2256, Texas Government Code).

<u>Portfolio as of 05/31/23:</u>		<u>Portfolio as of 08/31/23:</u>	
Beginning Book Value	\$ 137,734,203	Ending Book Value	\$ 100,906,533
Beginning Market Value	\$ 134,060,927	Ending Market Value	\$ 98,095,739
Unrealized Gain/Loss	\$ (3,673,276)	Accrued Interest Receivable	\$ 84,427
¹ WAM at Beginning Period Date	249 days	Unrealized Gain/Loss	\$ (2,810,794)
		WAM at Ending Period Date	245 days
		² Change in Market Value	\$ (35,965,188)
Average Yield for Quarter:	1.997%		
Average Yield 3 month T-Bill:	5.490%		
Average Yield 6 month T-Bill:	5.500%		

Catherine West

Dr. Catherine West
 Director of Accounting – Del Mar College

Jason Headings

Jason Headings
 Senior Vice President – Meeder Public Funds

John Johnson

Mr. John Johnson
 Comptroller – Del Mar College

Notes: ¹ Meeder Public Funds has assisted in the preparation of this consolidated quarterly report, with additional input provided by Del Mar College. *WAM* represents weighted average maturity. ²*Change in Market Value* is required data, but will primarily reflect the receipt and expenditure of the College's funds from quarter to quarter.

Your Portfolio

As of August 31, 2023

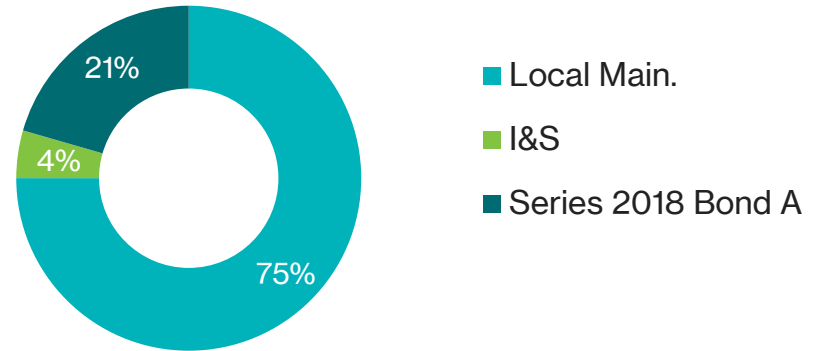


Your Portfolio Statistics

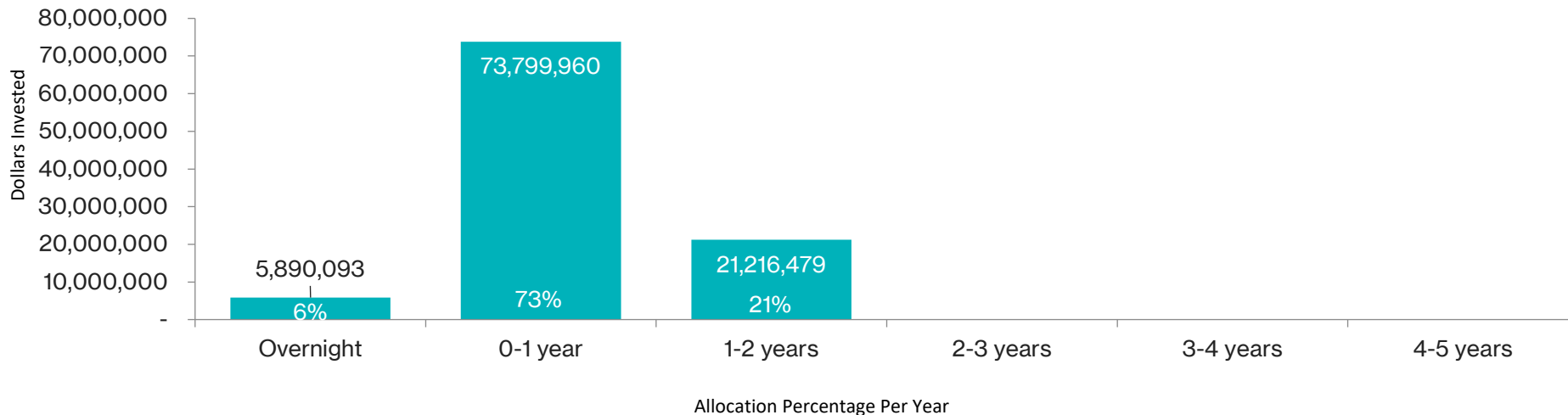
Weighted Average Maturity 0.67 years

Weighted Average Yield (All Funds) 1.52%

Your Asset Allocation



Your Maturity Distribution





**Del Mar College
Portfolio Management
Portfolio Summary
August 31, 2023**

Meeder Public Funds
901 S. MoPac
Suite 300
Austin, TX 78746

Investments	Par Value	Market Value	Book Value	% of Portfolio	Term	Days to Maturity	YTM 365 Equiv.
Stagecoach Sweep	1,847,645.50	1,847,645.50	1,847,645.50	1.83	1	1	5.195
Commercial Paper Disc. -Amortizing	8,000,000.00	7,966,111.00	7,969,830.56	7.90	250	27	5.195
Federal Agency Coupon Securities	62,500,000.00	60,343,195.18	62,501,479.41	61.94	730	309	1.054
Municipal Bonds	24,430,000.00	23,896,339.20	24,545,129.60	24.32	812	210	0.587
Bank Accts/CD's - Int. Mon/Qtr/Ann	10,294.57	10,294.57	10,294.57	0.01	1	1	0.025
LOGIC	4,032,153.24	4,032,153.24	4,032,153.24	4.00	1	1	5.472
Investments	100,820,093.31	98,095,738.69	100,906,532.88	100.00%	669	245	1.520
Cash and Accrued Interest							
Accrued Interest at Purchase		11,111.11	11,111.11				
Subtotal		11,111.11	11,111.11				
Total Cash and Investments	100,820,093.31	98,106,849.80	100,917,643.99		669	245	1.520

Total Earnings	August 31 Month Ending	Fiscal Year To Date	Fiscal Year Ending
Current Year	190,154.17	2,524,139.48	2,524,139.48

The following reports are submitted in accordance with the Public Funds Investment (Texas Gov't Code 2256). The reports also offer supplemental information not required by the Act in order to fully inform the governing body of the Del Mar College of the position and activity within the College's portfolio of investments. The reports include a management summary overview, a detailed inventory report for the end of the period, a transaction report, as well as graphic representations of the portfolio to provide full disclosure to the governing body.


John Johnson, Comptroller 11/01/23



**Del Mar College
Summary by Type
August 31, 2023
Grouped by Fund**

Meeder Public Funds
901 S. MoPac
Suite 300
Austin, TX 78746
-

Security Type	Number of Investments	Par Value	Book Value	% of Portfolio	Average YTM 365	Average Days to Maturity
Fund: Local Maintenance						
Federal Agency Coupon Securities	10	45,500,000.00	45,501,479.41	45.09	1.253	288
Commercial Paper Disc. -Amortizing	2	8,000,000.00	7,969,830.56	7.90	5.195	27
LOGIC	1	2,759,913.72	2,759,913.72	2.74	5.472	1
Municipal Bonds	6	17,485,000.00	17,600,129.60	17.44	0.566	168
Bank Accts/CD's - Int. Mon/Qtr/Ann	1	10,049.00	10,049.00	0.01	0.000	1
Stagecoach Sweep	1	1,847,645.50	1,847,645.50	1.83	5.195	1
Subtotal	21	75,602,608.22	75,689,047.79	75.01	1.758	215
Fund: Plant						
LOGIC	1	12,662.15	12,662.15	0.01	5.472	1
Subtotal	1	12,662.15	12,662.15	0.01	5.472	1
Fund: Rev Bond I & S						
Municipal Bonds	1	1,800,000.00	1,800,000.00	1.78	0.794	243
LOGIC	1	332,403.03	332,403.03	0.33	5.472	1
Bank Accts/CD's - Int. Mon/Qtr/Ann	1	242.00	242.00	0.00	1.080	1
Subtotal	3	2,132,645.03	2,132,645.03	2.11	1.523	205
Fund: Tax Bond I&S						
LOGIC	1	927,174.34	927,174.34	0.92	5.472	1
Municipal Bonds	1	1,430,000.00	1,430,000.00	1.42	0.800	274
Bank Accts/CD's - Int. Mon/Qtr/Ann	1	3.57	3.57	0.00	0.000	1
Subtotal	3	2,357,177.91	2,357,177.91	2.34	2.638	167
Fund: 2018 Tax Bond A						
Municipal Bonds	1	3,715,000.00	3,715,000.00	3.68	0.505	366
Federal Agency Coupon Securities	4	17,000,000.00	17,000,000.00	16.85	0.521	367
Subtotal	5	20,715,000.00	20,715,000.00	20.53	0.518	367

Total and Average	<u>33</u>	<u>100,820,093.31</u>	<u>100,906,532.88</u>	<u>100.00</u>	<u>1.520</u>	<u>245</u>
-------------------	-----------	-----------------------	-----------------------	---------------	--------------	------------



Del Mar College
Fund LMAIN - Local Maintenance
Investments by Fund
August 31, 2023

Meeder Public Funds
 901 S. MoPac
 Suite 300
 Austin, TX 78746
 -

CUSIP	Investment #	Issuer	Purchase Date	Book Value	Par Value	Market Value	Current Rate	YTM 360	YTM 365	Maturity Date	Days To Maturity
Stagecoach Sweep											
21309	298	Wells Fargo Stagecoach Sweep	09/01/2022	1,847,645.50	1,847,645.50	1,847,645.50	5.195	5.123	5.194		1
Subtotal and Average				1,847,645.50	1,847,645.50	1,847,645.50		5.124	5.195		1
Commercial Paper Disc. -Amortizing											
4497W1XG6	525	ING Funding CP	01/26/2023	2,981,400.00	3,000,000.00	2,979,291.00		5.171	5.243	10/16/2023	45
87019SWJ9	524	Swedbank CP	01/19/2023	4,988,430.56	5,000,000.00	4,986,820.00		5.094	5.165	09/18/2023	17
Subtotal and Average				7,969,830.56	8,000,000.00	7,966,111.00		5.124	5.195		27
Federal Agency Coupon Securities											
3130APLJ2	502	FHLB Call Note	11/17/2021	8,500,000.00	8,500,000.00	8,407,440.70	0.500	0.493	0.500	11/17/2023	77
3130ANSW1	512	FHLB Call Note	07/01/2022	2,000,000.00	2,000,000.00	1,946,177.14	0.370	0.364	0.369	03/13/2024	194
3130AMT85	515	FHLB Call Note	08/01/2022	10,000,000.00	10,000,000.00	9,589,164.70	0.400	0.394	0.399	06/28/2024	301
3130ALJ70	523	FHLB Call Note	01/01/2023	2,500,000.00	2,500,000.00	2,433,456.58	0.400	0.394	0.399	03/12/2024	193
3130ANSN1	531	FHLB Call Note	03/21/2023	5,000,000.00	5,000,000.00	4,747,912.45	0.500	0.493	0.499	09/20/2024	385
3130AMZC9	532	FHLB Call Note	04/01/2023	5,000,000.00	5,000,000.00	4,790,041.65	0.500	0.493	0.499	07/12/2024	315
3130AVKN1	533	FHLB Call Note	04/05/2023	2,500,000.00	2,500,000.00	2,490,568.95	5.150	5.083	5.153	04/30/2024	242
3130AVKJ0	535	FHLB Call Note	04/24/2023	2,500,000.00	2,500,000.00	2,479,298.45	5.250	5.178	5.250	04/24/2025	601
3130AMWDO	536	FHLB Call Note	07/13/2023	5,000,000.00	5,000,000.00	4,785,887.85	0.400	0.394	0.399	07/12/2024	315
3134GYKW1	534	FHLMC Call Note	04/05/2023	2,501,479.41	2,500,000.00	2,487,971.25	5.650	5.528	5.605	03/07/2025	553
Subtotal and Average				45,501,479.41	45,500,000.00	44,157,919.72		1.236	1.253		287
Municipal Bonds											
6022453S9	503	Milwaukee County WI	11/23/2021	4,014,395.05	4,000,000.00	3,965,080.00	2.000	0.542	0.550	12/01/2023	91
60636VBZ9	498	MO State Dev Fin Board	10/12/2021	2,765,000.00	2,765,000.00	2,741,967.55	0.300	0.295	0.299	11/01/2023	61
60636WNR2	518	MO St Highways & Transit Comm	11/01/2022	2,564,072.75	2,500,000.00	2,489,900.00	5.002	1.099	1.114	05/01/2024	243
678807QS0	526	Oklahoma County OK ISD	02/01/2023	3,671,621.06	3,655,000.00	3,544,582.45	1.000	0.326	0.331	07/01/2024	304
851026EC4	497	Springfield MO Public Utility	10/07/2021	2,365,154.49	2,365,000.00	2,345,346.85	0.650	0.602	0.610	11/01/2023	61
791526SZ0	530	St Louis County MO	03/01/2023	2,219,886.25	2,200,000.00	2,149,004.00	2.000	0.627	0.636	05/01/2024	243
Subtotal and Average				17,600,129.60	17,485,000.00	17,235,880.85		0.559	0.566		168
Bank Accts/CD's - Int. Mon/Qtr/Ann											

**Fund LMAIN - Local Maintenance
Investments by Fund
August 31, 2023**

CUSIP	Investment #	Issuer	Purchase Date	Book Value	Par Value	Market Value	Current Rate	YTM 360	YTM 365	Maturity Days To Date Maturity
Bank Accts/CD's - Int. Mon/Qtr/Ann										
6936021309	209	Wells Fargo Analyzed Bus. Chck	09/01/2014	10,049.00	10,049.00	10,049.00				1
Subtotal and Average				10,049.00	10,049.00	10,049.00		0.000	0.000	1
LOGIC										
999999996	42	LOGIC	09/01/2006	2,759,913.72	2,759,913.72	2,759,913.72	5.472	5.397	5.472	1
Subtotal and Average				2,759,913.72	2,759,913.72	2,759,913.72		5.397	5.472	1
Total Investments and Average				75,689,047.79	75,602,608.22	73,977,519.79		1.734	1.758	215

**Fund PLANT - Plant
Investments by Fund
August 31, 2023**

CUSIP	Investment #	Issuer	Purchase Date	Book Value	Par Value	Market Value	Current Rate	YTM 360	YTM 365	Maturity Days To Date Maturity
LOGIC										
999999996	261	LOGIC	01/27/2017	12,662.15	12,662.15	12,662.15	5.472	5.397	5.472	1
Subtotal and Average				12,662.15	12,662.15	12,662.15		5.397	5.472	1
Total Investments and Average				12,662.15	12,662.15	12,662.15		5.397	5.472	1

**Fund RBIS - Rev Bond I & S
Investments by Fund
August 31, 2023**

CUSIP	Investment #	Issuer	Purchase Date	Book Value	Par Value	Market Value	Current Rate	YTM 360	YTM 365	Maturity Date	Days To Maturity
Municipal Bonds											
356731BZ1	463	Village of Freeport NY	10/07/2020	1,800,000.00	1,800,000.00	1,744,542.00	0.794	0.783	0.794	05/01/2024	243
Subtotal and Average				1,800,000.00	1,800,000.00	1,744,542.00		0.783	0.794		243
Bank Accts/CD's - Int. Mon/Qtr/Ann											
6913041023	205	Wells Fargo Bus.Checking Plus	08/01/2014	242.00	242.00	242.00	1.080	1.065	1.080		1
Subtotal and Average				242.00	242.00	242.00		1.065	1.080		1
LOGIC											
999999996	107	LOGIC	08/27/2009	332,403.03	332,403.03	332,403.03	5.472	5.397	5.472		1
Subtotal and Average				332,403.03	332,403.03	332,403.03		5.397	5.472		1
Total Investments and Average				2,132,645.03	2,132,645.03	2,077,187.03		1.502	1.523		205

**Fund TAX - Tax Bond I&S
Investments by Fund
August 31, 2023**

CUSIP	Investment #	Issuer	Purchase Date	Book Value	Par Value	Market Value	Current Rate	YTM 360	YTM 365	Maturity Date	Days To Maturity
Municipal Bonds											
683548EQ0	454	Opelika AL Utilities	09/16/2020	1,430,000.00	1,430,000.00	1,380,908.10	0.800	0.789	0.800	06/01/2024	274
Subtotal and Average				1,430,000.00	1,430,000.00	1,380,908.10		0.789	0.800		274
Bank Accts/CD's - Int. Mon/Qtr/Ann											
6913041015	208	Wells Fargo Analyzed Bus. Chck	09/01/2014	3.57	3.57	3.57					1
Subtotal and Average				3.57	3.57	3.57		0.000	0.000		1
LOGIC											
999999996	49	LOGIC	09/01/2006	927,174.34	927,174.34	927,174.34	5.472	5.397	5.472		1
Subtotal and Average				927,174.34	927,174.34	927,174.34		5.397	5.472		1
Total Investments and Average				2,357,177.91	2,357,177.91	2,308,086.01		2.602	2.638		166

**Fund TAX18A - 2018 Tax Bond A
Investments by Fund
August 31, 2023**

CUSIP	Investment #	Issuer	Purchase Date	Book Value	Par Value	Market Value	Current Rate	YTM 360	YTM 365	Maturity Date	Days To Maturity
Federal Agency Coupon Securities											
31422XMV1	495	FRMAC Call Note	10/04/2021	2,500,000.00	2,500,000.00	2,370,072.92	0.500	0.493	0.500	10/04/2024	399
3130AN5A4	489	FHLB Call Note	07/26/2021	5,000,000.00	5,000,000.00	4,783,101.60	0.500	0.493	0.500	07/26/2024	329
3130ANMN7	490	FHLB Call Note	08/26/2021	4,500,000.00	4,500,000.00	4,287,026.79	0.520	0.516	0.524	08/26/2024	360
3130APAR6	493	FHLB Call Note	09/30/2021	5,000,000.00	5,000,000.00	4,745,074.15	0.550	0.542	0.550	09/30/2024	395
Subtotal and Average				17,000,000.00	17,000,000.00	16,185,275.46		0.514	0.521		366
Municipal Bonds											
298101GX8	476	City of Eudora KS	04/19/2021	3,715,000.00	3,715,000.00	3,535,008.25	0.500	0.498	0.504	09/01/2024	366
Subtotal and Average				3,715,000.00	3,715,000.00	3,535,008.25		0.498	0.505		366
Total Investments and Average				20,715,000.00	20,715,000.00	19,720,283.71		0.511	0.518		366



Del Mar College Cash Reconciliation Report For the Period June 1, 2023 - August 31, 2023

Meeder Public Funds
901 S. MoPac
Suite 300
Austin, TX 78746
-

Trans. Date	Investment #	Fund	Trans. Type	Security ID	Par Value	Security Description	Maturity Date	Purchases	Interest	Redemptions	Cash
06/01/2023	454	TAX	Interest	683548EQ0	1,430,000.00	OPELAL 1.4M 0.80% Mat.	06/01/2024	0.00	5,720.00	0.00	5,720.00
06/01/2023	503	LMAIN	Interest	6022453S9	4,000,000.00	MILWCO 4.0M 2.00% Mat.	12/01/2023	0.00	40,000.00	0.00	40,000.00
06/01/2023	514	LMAIN	Interest	683548EP2	1,235,000.00	OPELAL 1.2M 0.55% Mat.	06/01/2023	0.00	3,396.25	0.00	3,396.25
06/01/2023	514	LMAIN	Maturity	683548EP2	1,235,000.00	OPELAL 1.2M 0.55% Mat.	06/01/2023	0.00	0.00	1,235,000.00	1,235,000.00
06/14/2023	521	LMAIN	Maturity	62479MTE3	3,000,000.00	MUFGCP 3.0M 0.00% Mat.	06/14/2023	0.00	0.00	3,000,000.00	3,000,000.00
06/28/2023	515	LMAIN	Interest	3130AMT85	10,000,000.00	FHLBC 10.0M 0.40% Mat.	06/28/2024	0.00	20,000.00	0.00	20,000.00
07/01/2023	485	LMAIN	Interest	678807QR2	3,655,000.00	OKLACO 3.7M 1.00% Mat.	07/01/2023	0.00	73,100.00	0.00	73,100.00
07/01/2023	526	LMAIN	Interest	678807QS0	3,655,000.00	OKLACO 3.7M 1.00% Mat.	07/01/2024	0.00	73,100.00	0.00	73,100.00
07/01/2023	485	LMAIN	Maturity	678807QR2	3,655,000.00	OKLACO 3.7M 1.00% Mat.	07/01/2023	0.00	0.00	3,655,000.00	3,655,000.00
07/05/2023	527	LMAIN	Maturity	19423KU51	3,000,000.00	CLLCPF 3.0M 0.00% Mat.	07/05/2023	0.00	0.00	3,000,000.00	3,000,000.00
07/12/2023	487	TAX20A	Interest	3130AMWD0	5,000,000.00	FHLBC 5.0M 0.40% Mat. 07/12/2024	07/12/2024	0.00	10,000.00	0.00	10,000.00
07/12/2023	532	LMAIN	Interest	3130AMZC9	5,000,000.00	FHLBC 5.0M 0.50% Mat. 07/12/2024	07/12/2024	0.00	12,500.00	0.00	12,500.00
07/13/2023	487	TAX20A	Interest	3130AMWD0	5,000,000.00	FHLBC 5.0M 0.40% Mat. 07/12/2024	07/12/2024	0.00	55.56	0.00	55.56
07/13/2023	536	LMAIN	Purchase	3130AMWD0	5,000,000.00	FHLBC 5.0M 0.40% Mat. 07/12/2024	07/12/2024	-5,000,000.00	-55.56	0.00	-5,000,055.56
07/13/2023	487	TAX20A	Sale	3130AMWD0	5,000,000.00	0.0M 0.40%	07/12/2024	0.00	0.00	5,000,000.00	5,000,000.00
07/26/2023	489	TAX18A	Interest	3130AN5A4	5,000,000.00	FHLBC 5.0M 0.50% Mat. 07/26/2024	07/26/2024	0.00	12,500.00	0.00	12,500.00
08/01/2023	513	LMAIN	Interest	494135AN6	305,000.00	KILNTX 0.3M 0.60% Mat. 08/01/2023	08/01/2023	0.00	918.05	0.00	918.05
08/01/2023	513	LMAIN	Maturity	494135AN6	305,000.00	KILNTX 0.3M 0.60% Mat. 08/01/2023	08/01/2023	0.00	0.00	305,000.00	305,000.00
08/01/2023	529	LMAIN	Maturity	62479MV18	5,000,000.00	MUFGCP 5.0M 0.00% Mat.	08/01/2023	0.00	0.00	5,000,000.00	5,000,000.00
08/04/2023	528	LMAIN	Maturity	62479MV42	3,000,000.00	MUFGCP 3.0M 0.00% Mat.	08/04/2023	0.00	0.00	3,000,000.00	3,000,000.00
08/26/2023	490	TAX18A	Interest	3130ANMN7	4,500,000.00	FHLBC 4.5M 0.52% Mat. 08/26/2024	08/26/2024	0.00	11,700.00	0.00	11,700.00
Subtotal								-5,000,000.00	262,934.30	24,195,000.00	19,457,934.30
Total								-5,000,000.00	262,934.30	24,195,000.00	19,457,934.30



**Del Mar College
Purchases Report
Sorted by Fund - Issuer
June 1, 2023 - August 31, 2023**

Meeder Public Funds
901 S. MoPac
Suite 300
Austin, TX 78746
-

CUSIP	Investment #	Fund	Sec. Type	Issuer	Original Par Value	Purchase Date	Payment Periods	Principal Purchased	Accrued Interest at Purchase	Rate at Purchase	Maturity Date	YTM	Ending Book Value
Local Maintenance													
3130AMWDO	536	LMAIN	FAC	FHLBC	5,000,000.00	07/13/2023	01/12 - 07/12	5,000,000.00	55.56	0.400	07/12/2024	0.400	5,000,000.00
				Subtotal	5,000,000.00			5,000,000.00	55.56				5,000,000.00
				Total Purchases	5,000,000.00			5,000,000.00	55.56				5,000,000.00



Del Mar College
Maturity Report
Sorted by Maturity Date
Amounts due during June 1, 2023 - August 31, 2023

Meeder Public Funds
 901 S. MoPac
 Suite 300
 Austin, TX 78746
 -

CUSIP	Investment #	Fund	Sec. Type	Issuer	Par Value	Maturity Date	Purchase Date	Rate at Maturity	Book Value at Maturity	Interest	Maturity Proceeds	Net Income
683548EP2	514	LMAIN	MC1	OPELAL	1,235,000.00	06/01/2023	07/01/2022	0.550	1,235,000.00	3,396.25	1,238,396.25	3,396.25
62479MTE3	521	LMAIN	ACP	MUFGCP	3,000,000.00	06/14/2023	12/08/2022		3,000,000.00	0.00	3,000,000.00	0.00
678807QR2	485	LMAIN	MC1	OKLACO	3,655,000.00	07/01/2023	07/07/2021	1.000	3,655,000.00	73,100.00	3,728,100.00	73,100.00
19423KU51	527	LMAIN	ACP	CLLCPF	3,000,000.00	07/05/2023	02/01/2023		3,000,000.00	0.00	3,000,000.00	0.00
494135AN6	513	LMAIN	MC1	KILNTX	305,000.00	08/01/2023	07/01/2022	0.602	305,000.00	918.05	305,918.05	918.05
62479MV18	529	LMAIN	ACP	MUFGCP	5,000,000.00	08/01/2023	02/17/2023		5,000,000.00	0.00	5,000,000.00	0.00
62479MV42	528	LMAIN	ACP	MUFGCP	3,000,000.00	08/04/2023	02/01/2023		3,000,000.00	0.00	3,000,000.00	0.00
Total Maturities					19,195,000.00				19,195,000.00	77,414.30	19,272,414.30	77,414.30



Del Mar College
Sales/Call Report
Sorted by Maturity Date - Fund
June 1, 2023 - August 31, 2023

Meeder Public Funds
 901 S. MoPac
 Suite 300
 Austin, TX 78746
 -

CUSIP	Investment #	Fund	Issuer Sec. Type	Purchase Date	Redem. Date Matur. Date	Par Value	Rate at Redem.	Book Value at Redem.	Redemption Principal	Redemption Interest	Total Amount	Net Income
07/12/2024												
3130AMWDO	487	TAX20A	FHLBC FAC	07/12/2021	07/13/2023 07/12/2024	5,000,000.00	0.400	5,000,000.00	5,000,000.00	55.56	5,000,055.56	55.56
					Subtotal	5,000,000.00		5,000,000.00	5,000,000.00	55.56	5,000,055.56	55.56
					Total Sales	5,000,000.00		5,000,000.00	5,000,000.00	55.56	5,000,055.56	55.56



Del Mar College
Interest Earnings
Sorted by Fund - Fund
June 1, 2023 - August 31, 2023
Yield on Beginning Book Value

Meeder Public Funds
 901 S. MoPac
 Suite 300
 Austin, TX 78746
 -

CUSIP	Investment #	Fund	Security Type	Ending Par Value	Beginning Book Value	Ending Book Value	Maturity Date	Current Rate	Annualized Yield	Adjusted Interest Earnings		
										Interest Earned	Amortization/ Accretion	Adjusted Interest Earnings
Fund: Local Maintenance												
999999996	42	LMAIN	RR3	2,759,913.72	5,890,170.79	2,759,913.72		5.472	4.698	69,742.93	0.00	69,742.93
6936021309	209	LMAIN	RRP	10,049.00	74,709.00	10,049.00				0.00	0.00	0.00
3130AMWDO	536	LMAIN	FAC	5,000,000.00	0.00	5,000,000.00	07/12/2024	0.400	0.389	2,666.66	0.00	2,666.66
3130APLJ2	502	LMAIN	FAC	8,500,000.00	8,500,000.00	8,500,000.00	11/17/2023	0.500	0.496	10,625.00	0.00	10,625.00
3130AMZC9	532	LMAIN	FAC	5,000,000.00	5,000,000.00	5,000,000.00	07/12/2024	0.500	0.496	6,250.00	0.00	6,250.00
3130AMT85	515	LMAIN	FAC	10,000,000.00	10,000,000.00	10,000,000.00	06/28/2024	0.400	0.397	10,000.00	0.00	10,000.00
3130ANSN1	531	LMAIN	FAC	5,000,000.00	5,000,000.00	5,000,000.00	09/20/2024	0.500	0.496	6,250.00	0.00	6,250.00
3130ANSW1	512	LMAIN	FAC	2,000,000.00	2,000,000.00	2,000,000.00	03/13/2024	0.370	0.367	1,850.00	0.00	1,850.00
3130ALJ70	523	LMAIN	FAC	2,500,000.00	2,500,000.00	2,500,000.00	03/12/2024	0.400	0.397	2,500.00	0.00	2,500.00
3130AVKJ0	535	LMAIN	FAC	2,500,000.00	2,500,000.00	2,500,000.00	04/24/2025	5.250	5.207	32,812.50	0.00	32,812.50
3130AVKN1	533	LMAIN	FAC	2,500,000.00	2,500,000.00	2,500,000.00	04/30/2024	5.150	5.108	32,187.50	0.00	32,187.50
3134GYKW1	534	LMAIN	FAC	2,500,000.00	2,501,723.27	2,501,479.41	03/07/2025	5.650	5.561	35,312.50	-243.86	35,068.64
21309	298	LMAIN	LA1	1,847,645.50	1,598,683.50	1,847,645.50		5.195	14.780	59,555.49	0.00	59,555.49
494135AN6	513	LMAIN	MC1	0.00	305,000.00	0.00	08/01/2023	0.602	0.600	306.02	0.00	306.02
683548EP2	514	LMAIN	MC1	0.00	1,235,000.00	0.00	06/01/2023	0.550		0.00	0.00	0.00
678807QR2	485	LMAIN	MC1	0.00	3,657,123.89	0.00	07/01/2023	1.000	0.307	3,045.83	-2,123.89	921.94
678807QS0	526	LMAIN	MC1	3,655,000.00	3,676,607.38	3,671,621.06	07/01/2024	1.000	0.448	9,137.50	-4,986.32	4,151.18
60636WNR2	518	LMAIN	MC1	2,500,000.00	2,588,100.03	2,564,072.75	05/01/2024	5.002	1.109	31,262.50	-24,027.28	7,235.22
851026EC4	497	LMAIN	MC1	2,365,000.00	2,365,386.22	2,365,154.49	11/01/2023	0.650	0.606	3,843.13	-231.73	3,611.40
60636VBZ9	498	LMAIN	MC1	2,765,000.00	2,765,000.00	2,765,000.00	11/01/2023	0.300	0.298	2,073.75	0.00	2,073.75
791526SZ0	530	LMAIN	MC1	2,200,000.00	2,227,343.60	2,219,886.25	05/01/2024	2.000	0.631	11,000.00	-7,457.35	3,542.65
6022453S9	503	LMAIN	MC1	4,000,000.00	4,028,790.11	4,014,395.05	12/01/2023	2.000	0.552	20,000.00	-14,395.06	5,604.94
19423KU51	527	LMAIN	ACP	0.00	2,986,201.67	0.00	07/05/2023		4.960	0.00	13,798.33	13,798.33
62479MV42	528	LMAIN	ACP	0.00	2,973,973.33	0.00	08/04/2023		4.991	0.00	26,026.67	26,026.67
62479MV18	529	LMAIN	ACP	0.00	4,958,486.11	0.00	08/01/2023		5.010	0.00	41,513.89	41,513.89
62479MTE3	521	LMAIN	ACP	0.00	2,994,572.50	0.00	06/14/2023		5.089	0.00	5,427.50	5,427.50
87019SWJ9	524	LMAIN	ACP	5,000,000.00	4,925,819.45	4,988,430.56	09/18/2023		5.043	0.00	62,611.11	62,611.11
4497W1XG6	525	LMAIN	ACP	3,000,000.00	2,943,373.33	2,981,400.00	10/16/2023		5.126	0.00	38,026.67	38,026.67
Subtotal				75,602,608.22	92,696,064.18	75,689,047.79			2.272	350,421.31	133,938.68	484,359.99

Del Mar College
Interest Earnings
June 1, 2023 - August 31, 2023

CUSIP	Investment #	Fund	Security Type	Ending Par Value	Beginning Book Value	Ending Book Value	Maturity Date	Current Rate	Adjusted Interest Earnings			
									Annualized Yield	Interest Earned	Amortization/ Accretion	Adjusted Interest Earnings
Fund: Plant												
999999996	261	PLANT	RR3	12,662.15	12,493.17	12,662.15		5.472	5.366	168.98	0.00	168.98
			Subtotal	12,662.15	12,493.17	12,662.15			5.366	168.98	0.00	168.98
Fund: Rev Bond I & S												
999999996	107	RBIS	RR3	332,403.03	327,966.82	332,403.03		5.472	5.366	4,436.21	0.00	4,436.21
6913041023	205	RBIS	RRP	242.00	241.38	242.00		1.080	1.019	0.62	0.00	0.62
356731BZ1	463	RBIS	MC1	1,800,000.00	1,800,000.00	1,800,000.00	05/01/2024	0.794	0.788	3,573.00	0.00	3,573.00
			Subtotal	2,132,645.03	2,128,208.20	2,132,645.03			1.493	8,009.83	0.00	8,009.83
Fund: Tax Bond I&S												
999999996	49	TAX	RR3	927,174.34	15,752,433.71	927,174.34		5.472	4.401	174,740.63	0.00	174,740.63
6913041015	208	TAX	RRP	3.57	3.57	3.57				0.00	0.00	0.00
683548EQ0	454	TAX	MC1	1,430,000.00	1,430,000.00	1,430,000.00	06/01/2024	0.800	0.793	2,860.00	0.00	2,860.00
			Subtotal	2,357,177.91	17,182,437.28	2,357,177.91			4.101	177,600.63	0.00	177,600.63
Fund: 2018 Tax Bond A												
3130ANMN7	490	TAX18A	FAC	4,500,000.00	4,500,000.00	4,500,000.00	08/26/2024	0.520	0.516	5,850.00	0.00	5,850.00
3130APAR6	493	TAX18A	FAC	5,000,000.00	5,000,000.00	5,000,000.00	09/30/2024	0.550	0.546	6,875.00	0.00	6,875.00
3130AN5A4	489	TAX18A	FAC	5,000,000.00	5,000,000.00	5,000,000.00	07/26/2024	0.500	0.496	6,250.00	0.00	6,250.00
31422XMV1	495	TAX18A	FAC	2,500,000.00	2,500,000.00	2,500,000.00	10/04/2024	0.500	0.496	3,125.00	0.00	3,125.00
298101GX8	476	TAX18A	MC1	3,715,000.00	3,715,000.00	3,715,000.00	09/01/2024	0.500	0.496	4,643.75	0.00	4,643.75
			Subtotal	20,715,000.00	20,715,000.00	20,715,000.00			0.512	26,743.75	0.00	26,743.75
Fund: 2020 Tax Bond A												
3130AMWDO	487	TAX20A	FAC	0.00	5,000,000.00	0.00	07/12/2024	0.400	0.406	2,333.34	0.00	2,333.34
			Subtotal	0.00	5,000,000.00	0.00			0.406	2,333.34	0.00	2,333.34
			Total	100,820,093.31	137,734,202.83	100,906,532.88			2.186	565,277.84	133,938.68	699,216.52



Del Mar College
Amortization Schedule
June 1, 2023 - August 31, 2023
Sorted By Fund - Fund

Meeder Public Funds
 901 S. MoPac
 Suite 300
 Austin, TX 78746
 -

Investment #	Maturity Date	Beginning Par Value				Amounts Amortized				
Issuer	Fund	Amort. Date	Current Rate	Purchase Principal	Original Premium or Discount	Ending Book Value	And Unamortized As of 06/01/2023	Amount Amortized This Period	Amt Amortized Through 08/31/2023	Amount Unamortized Through 08/31/2023
Local Maintenance										
527	LMAIN	07/05/2023	3,000,000.00	2,937,501.67	-62,498.33	0.00	48,700.00	13,798.33	62,498.33	0.00
Collateralized CP Flex							-13,798.33			
534	LMAIN	03/07/2025	2,500,000.00	2,501,875.00	1,875.00	2,501,479.41	-151.73	-243.86	-395.59	1,479.41
FHLMC Call Note							1,723.27			
525	LMAIN	10/16/2023	3,000,000.00	2,891,293.32	-108,706.68	2,981,400.00	52,080.01	38,026.67	90,106.68	-18,600.00
ING Funding CP							-56,626.67			
503	LMAIN	12/01/2023	4,000,000.00	4,116,440.00	116,440.00	4,014,395.05	-87,649.89	-14,395.06	-102,044.95	14,395.05
Milwaukee County WI							28,790.11			
518	LMAIN	05/01/2024	2,500,000.00	2,644,163.68	144,163.68	2,564,072.75	-56,063.65	-24,027.28	-80,090.93	64,072.75
MO St Highways & Transit Comm							88,100.03			
521	LMAIN	06/14/2023	3,000,000.00	2,921,510.00	-78,490.00	0.00	73,062.50	5,427.50	78,490.00	0.00
MUFGBank CP							-5,427.50			
528	LMAIN	08/04/2023	3,000,000.00	2,925,173.33	-74,826.67	0.00	48,800.00	26,026.67	74,826.67	0.00
MUFGBank CP							-26,026.67			
529	LMAIN	08/01/2023	5,000,000.00	4,887,708.33	-112,291.67	0.00	70,777.78	41,513.89	112,291.67	0.00
MUFGBank CP							-41,513.89			
485	LMAIN	07/01/2023	3,655,000.00	3,705,548.65	50,548.65	0.00	-48,424.76	-2,123.89	-50,548.65	0.00
Oklahoma County OK ISD							2,123.89			
526	LMAIN	07/01/2024	3,655,000.00	3,683,255.80	28,255.80	3,671,621.06	-6,648.42	-4,986.32	-11,634.74	16,621.06
Oklahoma County OK ISD							21,607.38			
497	LMAIN	11/01/2023	2,365,000.00	2,366,915.65	1,915.65	2,365,154.49	-1,529.43	-231.73	-1,761.16	154.49
Springfield MO Public Utility							386.22			
530	LMAIN	05/01/2024	2,200,000.00	2,234,800.94	34,800.94	2,219,886.25	-7,457.34	-7,457.35	-14,914.69	19,886.25
St Louis County MO							27,343.60			
524	LMAIN	09/18/2023	5,000,000.00	4,835,305.56	-164,694.44	4,988,430.56	90,513.89	62,611.11	153,125.00	-11,569.44
Swedbank CP							-74,180.55			
Subtotal				42,651,491.93	-223,508.07	25,306,439.57	176,008.96	133,938.68	309,947.64	86,439.57
							-47,499.11			
2018 Tax Bond A										
476	TAX18A	09/01/2024	3,715,000.00	3,714,368.45	-631.55	3,715,000.00	631.55	0.00	631.55	0.00
City of Eudora KS							0.00			
490	TAX18A	08/26/2024	4,500,000.00	4,499,460.00	-540.00	4,500,000.00	540.00	0.00	540.00	0.00
FHLB Call Note							0.00			
Subtotal				8,213,828.45	-1,171.55	8,215,000.00	1,171.55	0.00	1,171.55	0.00
							0.00			

Del Mar College
Amortization Schedule
June 1, 2023 - August 31, 2023

Investment #	Maturity Date	Beginning Par Value				Amounts Amortized				
Issuer	Fund	Amort. Date	Current Rate	Purchase Principal	Original Premium or Discount	Ending Book Value	And Unamortized As of 06/01/2023	Amount Amortized This Period	Amt Amortized Through 08/31/2023	Amount Unamortized Through 08/31/2023
			Total	50,865,320.38	-224,679.62	33,521,439.57	177,180.51 -47,499.11	133,938.68	311,119.19	86,439.57



Del Mar College
Projected Cashflow Report
Sorted by Fund

Meeder Public Funds
 901 S. MoPac
 Suite 300
 Austin, TX 78746
 -

For the Period September 1, 2023 - March 31, 2024

Projected Trans. Date	Investment #	Fund	Security ID	Transaction Type	Issuer	Par Value	Original Cost	Principal	Interest	Total
Local Maintenance										
09/07/2023	534	LMAIN	3134GYKW1	Interest	FHLMC Call Note	0.00	0.00	0.00	70,625.00	70,625.00
09/07/2023	534	LMAIN	3134GYKW1	Call	FHLMC Call Note	2,500,000.00	2,501,875.00	2,500,000.00	0.00	2,500,000.00
09/12/2023	523	LMAIN	3130ALJ70	Interest	FHLB Call Note	0.00	0.00	0.00	5,000.00	5,000.00
09/12/2023	523	LMAIN	3130ALJ70	Call	FHLB Call Note	2,500,000.00	2,500,000.00	2,500,000.00	0.00	2,500,000.00
09/12/2023	536	LMAIN	3130AMWDO	Call	FHLB Call Note	5,000,000.00	5,000,000.00	5,000,000.00	0.00	5,000,000.00
09/13/2023	512	LMAIN	3130ANSW1	Interest	FHLB Call Note	0.00	0.00	0.00	3,700.00	3,700.00
09/13/2023	512	LMAIN	3130ANSW1	Call	FHLB Call Note	2,000,000.00	2,000,000.00	2,000,000.00	0.00	2,000,000.00
09/18/2023	524	LMAIN	87019SWJ9	Maturity	Swedbank CP	5,000,000.00	4,835,305.56	5,000,000.00	0.00	5,000,000.00
09/20/2023	531	LMAIN	3130ANSN1	Interest	FHLB Call Note	0.00	0.00	0.00	12,500.00	12,500.00
09/20/2023	531	LMAIN	3130ANSN1	Call	FHLB Call Note	5,000,000.00	5,000,000.00	5,000,000.00	0.00	5,000,000.00
09/28/2023	515	LMAIN	3130AMT85	Call	FHLB Call Note	10,000,000.00	10,000,000.00	10,000,000.00	0.00	10,000,000.00
10/05/2023	533	LMAIN	3130AVKN1	Interest	FHLB Call Note	0.00	0.00	0.00	64,375.00	64,375.00
10/05/2023	533	LMAIN	3130AVKN1	Call	FHLB Call Note	2,500,000.00	2,500,000.00	2,500,000.00	0.00	2,500,000.00
10/12/2023	532	LMAIN	3130AMZC9	Call	FHLB Call Note	5,000,000.00	5,000,000.00	5,000,000.00	0.00	5,000,000.00
10/16/2023	525	LMAIN	4497W1XG6	Maturity	ING Funding CP	3,000,000.00	2,891,293.32	3,000,000.00	0.00	3,000,000.00
10/24/2023	535	LMAIN	3130AVKJ0	Interest	FHLB Call Note	0.00	0.00	0.00	65,625.00	65,625.00
10/24/2023	535	LMAIN	3130AVKJ0	Call	FHLB Call Note	2,500,000.00	2,500,000.00	2,500,000.00	0.00	2,500,000.00
11/01/2023	497	LMAIN	851026EC4	Maturity	Springfield MO Public Utility	2,365,000.00	2,366,915.65	2,365,000.00	7,686.25	2,372,686.25
11/01/2023	498	LMAIN	60636VBZ9	Maturity	MO State Dev Fin Board	2,765,000.00	2,765,000.00	2,765,000.00	4,147.50	2,769,147.50
11/01/2023	518	LMAIN	60636WNR2	Interest	MO St Highways & Transit Comm	0.00	0.00	0.00	62,525.00	62,525.00
11/01/2023	530	LMAIN	791526SZ0	Interest	St Louis County MO	0.00	0.00	0.00	22,000.00	22,000.00
11/17/2023	502	LMAIN	3130APLJ2	Maturity	FHLB Call Note	8,500,000.00	8,500,000.00	8,500,000.00	21,250.00	8,521,250.00
12/01/2023	503	LMAIN	6022453S9	Maturity	Milwaukee County WI	4,000,000.00	4,116,440.00	4,000,000.00	40,000.00	4,040,000.00
12/28/2023	515	LMAIN	3130AMT85	Interest	FHLB Call Note	0.00	0.00	0.00	20,000.00	20,000.00
01/01/2024	526	LMAIN	678807QS0	Interest	Oklahoma County OK ISD	0.00	0.00	0.00	18,275.00	18,275.00
01/12/2024	532	LMAIN	3130AMZC9	Interest	FHLB Call Note	0.00	0.00	0.00	12,500.00	12,500.00
01/12/2024	536	LMAIN	3130AMWDO	Interest	FHLB Call Note	0.00	0.00	0.00	10,000.00	10,000.00
03/07/2024	534	LMAIN	3134GYKW1	Interest	FHLMC Call Note	0.00	0.00	0.00	70,625.00	70,625.00
03/12/2024	523	LMAIN	3130ALJ70	Maturity	FHLB Call Note	2,500,000.00	2,500,000.00	2,500,000.00	5,000.00	2,505,000.00
03/13/2024	512	LMAIN	3130ANSW1	Maturity	FHLB Call Note	2,000,000.00	2,000,000.00	2,000,000.00	3,700.00	2,003,700.00
03/20/2024	531	LMAIN	3130ANSN1	Interest	FHLB Call Note	0.00	0.00	0.00	12,500.00	12,500.00
Total for Local Maintenance						67,130,000.00	66,976,829.53	67,130,000.00	532,033.75	67,662,033.75
Rev Bond I & S										
11/01/2023	463	RBIS	356731BZ1	Interest	Village of Freeport NY	0.00	0.00	0.00	7,146.00	7,146.00

Portfolio DMAR
 AP

PC (PRF_PC) 7.2.0
 Report Ver. 7.3.6.1

Del Mar College
Projected Cashflow Report
For the Period September 1, 2023 - March 31, 2024

Projected Trans. Date	Investment #	Fund	Security ID	Transaction Type	Issuer	Par Value	Original Cost	Principal	Interest	Total
Total for Rev Bond I & S						0.00	0.00	0.00	7,146.00	7,146.00
Tax Bond I&S										
12/01/2023	454	TAX	683548EQ0	Interest	Opelika AL Utilities	0.00	0.00	0.00	5,720.00	5,720.00
Total for Tax Bond I&S						0.00	0.00	0.00	5,720.00	5,720.00
2018 Tax Bond A										
09/01/2023	476	TAX18A	298101GX8	Interest	City of Eudora KS	0.00	0.00	0.00	9,287.50	9,287.50
09/01/2023	476	TAX18A	298101GX8	Call	City of Eudora KS	3,715,000.00	3,714,368.45	3,715,000.00	0.00	3,715,000.00
09/30/2023	493	TAX18A	3130APAR6	Interest	FHLB Call Note	0.00	0.00	0.00	13,750.00	13,750.00
09/30/2023	493	TAX18A	3130APAR6	Call	FHLB Call Note	5,000,000.00	5,000,000.00	5,000,000.00	0.00	5,000,000.00
10/04/2023	495	TAX18A	31422XMV1	Interest	FRMAC Call Note	0.00	0.00	0.00	6,250.00	6,250.00
10/04/2023	495	TAX18A	31422XMV1	Call	FRMAC Call Note	2,500,000.00	2,500,000.00	2,500,000.00	0.00	2,500,000.00
11/26/2023	490	TAX18A	3130ANMN7	Call	FHLB Call Note	4,500,000.00	4,499,460.00	4,500,000.00	0.00	4,500,000.00
01/26/2024	489	TAX18A	3130AN5A4	Interest	FHLB Call Note	0.00	0.00	0.00	12,500.00	12,500.00
02/26/2024	490	TAX18A	3130ANMN7	Interest	FHLB Call Note	0.00	0.00	0.00	11,700.00	11,700.00
03/01/2024	476	TAX18A	298101GX8	Interest	City of Eudora KS	0.00	0.00	0.00	9,287.50	9,287.50
03/30/2024	493	TAX18A	3130APAR6	Interest	FHLB Call Note	0.00	0.00	0.00	13,750.00	13,750.00
Total for 2018 Tax Bond A						15,715,000.00	15,713,828.45	15,715,000.00	76,525.00	15,791,525.00
GRAND TOTALS:						82,845,000.00	82,690,657.98	82,845,000.00	621,424.75	83,466,424.75



Del Mar College
Texas Compliance Change in Val Report
Sorted by Fund
June 1, 2023 - August 31, 2023

Meeder Public Funds
 901 S. MoPac
 Suite 300
 Austin, TX 78746
 -

Inv #	Issuer	Fund	Purch Date	Interest Accrual	Beginning Book Value	Purchases/ Additions	Redemptions	Change in Value	Ending Book Value
Cusip	Par Value	YTM	Mat Date	Interest Received	Beginning Market Value				Ending Market Value
Fund: Local Maintenance									
209	WFABC	LMAIN	09/01/2014	0.00	74,709.00	86,937,951.39	87,002,611.39	-64,660.00	10,049.00
6936021309	10,049.00	0.000	/ /	0.00	74,709.00	86,937,951.39	87,002,611.39	-64,660.00	10,049.00
298	WFSTSW	LMAIN	09/01/2022	59,555.49	1,598,683.50	28,860,781.96	28,566,213.53	248,962.00	1,847,645.50
21309	1,847,645.50	5.194	/ /	45,606.43	1,598,683.50	28,860,781.96	28,566,213.53	248,962.00	1,847,645.50
42	LOGIC	LMAIN	09/01/2006	69,742.93	5,890,170.79	18,069,742.93	21,200,000.00	-3,130,257.07	2,759,913.72
999999996	2,759,913.72	5.472	/ /	69,742.93	5,890,170.79	18,069,742.93	21,200,000.00	-3,130,257.07	2,759,913.72
485	OKLACO	LMAIN	07/07/2021	3,045.83	3,657,123.89	0.00	3,655,000.00	-3,657,123.89	0.00
678807QR2	0.00	0.000	07/01/2023	72,490.83	3,643,450.20	0.00	3,655,000.00	-3,643,450.20	0.00
497	SPRING	LMAIN	10/07/2021	3,843.13	2,365,386.22	0.00	0.00	-231.73	2,365,154.49
851026EC4	2,365,000.00	0.610	11/01/2023	0.00	2,315,169.45	0.00	0.00	30,177.40	2,345,346.85
498	MODEV	LMAIN	10/12/2021	2,073.75	2,765,000.00	0.00	0.00	0.00	2,765,000.00
60636VBZ9	2,765,000.00	0.299	11/01/2023	0.00	2,706,464.95	0.00	0.00	35,502.60	2,741,967.55
502	FHLBC	LMAIN	11/17/2021	10,625.00	8,500,000.00	0.00	0.00	0.00	8,500,000.00
3130APLJ2	8,500,000.00	0.500	11/17/2023	0.00	8,307,146.90	0.00	0.00	100,293.80	8,407,440.70
503	MILWCO	LMAIN	11/23/2021	20,000.00	4,028,790.11	0.00	0.00	-14,395.06	4,014,395.05
6022453S9	4,000,000.00	0.550	12/01/2023	40,000.00	3,932,040.00	0.00	0.00	33,040.00	3,965,080.00
512	FHLBC	LMAIN	07/01/2022	1,850.00	2,000,000.00	0.00	0.00	0.00	2,000,000.00
3130ANSW1	2,000,000.00	0.369	03/13/2024	0.00	1,922,482.46	0.00	0.00	23,694.68	1,946,177.14
513	KILNTX	LMAIN	07/01/2022	306.02	305,000.00	0.00	305,000.00	-305,000.00	0.00
494135AN6	0.00	0.000	08/01/2023	918.05	302,642.35	0.00	305,000.00	-302,642.35	0.00
514	OPELAL	LMAIN	07/01/2022	0.00	1,235,000.00	0.00	1,235,000.00	-1,235,000.00	0.00
683548EP2	0.00	0.000	06/01/2023	3,396.25	1,235,000.00	0.00	1,235,000.00	-1,235,000.00	0.00

Portfolio DMAR

Del Mar College
Texas Compliance Change in Val Report
June 1, 2023 - August 31, 2023

Inv #	Issuer	Fund	Purch Date	Interest Accrual	Beginning Book Value				Ending Book Value
Cusip	Par Value	YTM	Mat Date	Interest Received	Beginning Market Value	Purchases/ Additions	Redemptions	Change in Value	Ending Market Value
515	FHLBC	LMAIN	08/01/2022	10,000.00	10,000,000.00	0.00	0.00	0.00	10,000,000.00
3130AMT85	10,000,000.00	0.399	06/28/2024	20,000.00	9,484,486.90	0.00	0.00	104,677.80	9,589,164.70
518	MOHWYS	LMAIN	11/01/2022	31,262.50	2,588,100.03	0.00	0.00	-24,027.28	2,564,072.75
60636WNR2	2,500,000.00	1.114	05/01/2024	0.00	2,484,300.00	0.00	0.00	5,600.00	2,489,900.00
521	MUFGCP	LMAIN	12/08/2022	0.00	2,994,572.50	0.00	3,000,000.00	-2,994,572.50	0.00
62479MTE3	0.00	0.000	06/14/2023	0.00	2,994,099.00	0.00	3,000,000.00	-2,994,099.00	0.00
523	FHLBC	LMAIN	01/01/2023	2,500.00	2,500,000.00	0.00	0.00	0.00	2,500,000.00
3130ALJ70	2,500,000.00	0.399	03/12/2024	0.00	2,403,953.78	0.00	0.00	29,502.80	2,433,456.58
524	SWEDBK	LMAIN	01/19/2023	0.00	4,925,819.45	0.00	0.00	62,611.11	4,988,430.56
87019SWJ9	5,000,000.00	5.094	09/18/2023	0.00	4,917,835.00	0.00	0.00	68,985.00	4,986,820.00
525	INGFD	LMAIN	01/26/2023	0.00	2,943,373.33	0.00	0.00	38,026.67	2,981,400.00
4497W1XG6	3,000,000.00	5.171	10/16/2023	0.00	2,937,486.00	0.00	0.00	41,805.00	2,979,291.00
526	OKLACO	LMAIN	02/01/2023	9,137.50	3,676,607.38	0.00	0.00	-4,986.32	3,671,621.06
678807QS0	3,655,000.00	0.331	07/01/2024	15,229.17	3,512,345.35	0.00	0.00	32,237.10	3,544,582.45
527	CLLCPF	LMAIN	02/01/2023	0.00	2,986,201.67	0.00	3,000,000.00	-2,986,201.67	0.00
19423KU51	0.00	0.000	07/05/2023	0.00	2,984,841.00	0.00	3,000,000.00	-2,984,841.00	0.00
528	MUFGCP	LMAIN	02/01/2023	0.00	2,973,973.33	0.00	3,000,000.00	-2,973,973.33	0.00
62479MV42	0.00	0.000	08/04/2023	0.00	2,971,371.00	0.00	3,000,000.00	-2,971,371.00	0.00
529	MUFGCP	LMAIN	02/17/2023	0.00	4,958,486.11	0.00	5,000,000.00	-4,958,486.11	0.00
62479MV18	0.00	0.000	08/01/2023	0.00	4,954,650.00	0.00	5,000,000.00	-4,954,650.00	0.00
530	STLOUI	LMAIN	03/01/2023	11,000.00	2,227,343.60	0.00	0.00	-7,457.35	2,219,886.25
791526SZ0	2,200,000.00	0.636	05/01/2024	0.00	2,132,592.00	0.00	0.00	16,412.00	2,149,004.00
531	FHLBC	LMAIN	03/21/2023	6,250.00	5,000,000.00	0.00	0.00	0.00	5,000,000.00
3130ANSN1	5,000,000.00	0.499	09/20/2024	0.00	4,699,410.40	0.00	0.00	48,502.05	4,747,912.45

Del Mar College
Texas Compliance Change in Val Report
June 1, 2023 - August 31, 2023

Inv #	Issuer	Fund	Purch Date	Interest Accrual	Beginning Book Value	Purchases/ Additions	Redemptions	Change in Value	Ending Book Value
Cusip	Par Value	YTM	Mat Date	Interest Received	Beginning Market Value				Ending Market Value
532	FHLBC	LMAIN	04/01/2023	6,250.00	5,000,000.00	0.00	0.00	0.00	5,000,000.00
3130AMZC9	5,000,000.00	0.499	07/12/2024	7,013.89	4,740,397.95	0.00	0.00	49,643.70	4,790,041.65
533	FHLBC	LMAIN	04/05/2023	32,187.50	2,500,000.00	0.00	0.00	0.00	2,500,000.00
3130AVKN1	2,500,000.00	5.153	04/30/2024	0.00	2,486,687.17	0.00	0.00	3,881.78	2,490,568.95
534	FHLMCC	LMAIN	04/05/2023	35,312.50	2,501,723.27	0.00	0.00	-243.86	2,501,479.41
3134GYKW1	2,500,000.00	5.605	03/07/2025	0.00	2,486,127.20	0.00	0.00	1,844.05	2,487,971.25
535	FHLBC	LMAIN	04/24/2023	32,812.50	2,500,000.00	0.00	0.00	0.00	2,500,000.00
3130AVKJ0	2,500,000.00	5.250	04/24/2025	0.00	2,479,051.60	0.00	0.00	246.85	2,479,298.45
536	FHLBC	LMAIN	07/13/2023	2,666.66	0.00	5,000,000.00	0.00	5,000,000.00	5,000,000.00
3130AMWDO	5,000,000.00	0.399	07/12/2024	0.00	0.00	5,000,000.00	0.00	4,785,887.85	4,785,887.85
Sub Totals For: Fund: Local Maintenance				350,421.31	92,696,064.18	138,868,476.28	155,963,824.92	-17,007,016.39	75,689,047.79
				274,397.55	90,597,593.95	138,868,476.28	155,963,824.92	-16,620,074.16	73,977,519.79
Fund: Plant									
261	LOGIC	PLANT	01/27/2017	168.98	12,493.17	168.98	0.00	168.98	12,662.15
999999996	12,662.15	5.472	/ /	168.98	12,493.17	168.98	0.00	168.98	12,662.15
Sub Totals For: Fund: Plant				168.98	12,493.17	168.98	0.00	168.98	12,662.15
				168.98	12,493.17	168.98	0.00	168.98	12,662.15
Fund: Rev Bond I & S									
107	LOGIC	RBIS	08/27/2009	4,436.21	327,966.82	4,436.21	0.00	4,436.21	332,403.03
999999996	332,403.03	5.472	/ /	4,436.21	327,966.82	4,436.21	0.00	4,436.21	332,403.03
205	WFBC+	RBIS	08/01/2014	0.62	241.38	0.62	0.00	0.62	242.00
6913041023	242.00	1.080	/ /	0.62	241.38	0.62	0.00	0.62	242.00
463	FREENY	RBIS	10/07/2020	3,573.00	1,800,000.00	0.00	0.00	0.00	1,800,000.00
356731BZ1	1,800,000.00	0.794	05/01/2024	0.00	1,725,768.00	0.00	0.00	18,774.00	1,744,542.00

Del Mar College
Texas Compliance Change in Val Report
June 1, 2023 - August 31, 2023

Inv #	Issuer	Fund	Purch Date	Interest Accrual	Beginning Book Value				Ending Book Value
Cusip	Par Value	YTM	Mat Date	Interest Received	Beginning Market Value	Purchases/ Additions	Redemptions	Change in Value	Ending Market Value
Sub Totals For: Fund: Rev Bond I & S				8,009.83	2,128,208.20	4,436.83	0.00	4,436.83	2,132,645.03
				4,436.83	2,053,976.20	4,436.83	0.00	23,210.83	2,077,187.03
Fund: Tax Bond I&S									
208	WFABC	TAX	09/01/2014	0.00	3.57	0.00	0.00	0.00	3.57
6913041015	3.57	0.000	/ /	0.00	3.57	0.00	0.00	0.00	3.57
454	OPELAL	TAX	09/16/2020	2,860.00	1,430,000.00	0.00	0.00	0.00	1,430,000.00
683548EQ0	1,430,000.00	0.800	06/01/2024	5,720.00	1,366,679.60	0.00	0.00	14,228.50	1,380,908.10
49	LOGIC	TAX	09/01/2006	174,740.63	15,752,433.71	174,740.63	15,000,000.00	-14,825,259.37	927,174.34
999999996	927,174.34	5.472	/ /	174,740.63	15,752,433.71	174,740.63	15,000,000.00	-14,825,259.37	927,174.34
Sub Totals For: Fund: Tax Bond I&S				177,600.63	17,182,437.28	174,740.63	15,000,000.00	-14,825,259.37	2,357,177.91
				180,460.63	17,119,116.88	174,740.63	15,000,000.00	-14,811,030.87	2,308,086.01
Fund: 2018 Tax Bond A									
315	LOGIC	TAX18A	08/10/2018	0.00	0.00	0.00	0.00	0.00	0.00
999999996	0.00	0.000	/ /	0.00	0.00	0.00	0.00	0.00	0.00
476	EUDORA	TAX18A	04/19/2021	4,643.75	3,715,000.00	0.00	0.00	0.00	3,715,000.00
298101GX8	3,715,000.00	0.504	09/01/2024	0.00	3,502,650.60	0.00	0.00	32,357.65	3,535,008.25
489	FHLBC	TAX18A	07/26/2021	6,250.00	5,000,000.00	0.00	0.00	0.00	5,000,000.00
3130AN5A4	5,000,000.00	0.500	07/26/2024	12,500.00	4,753,999.65	0.00	0.00	29,101.95	4,783,101.60
490	FHLBC	TAX18A	08/26/2021	5,850.00	4,500,000.00	0.00	0.00	0.00	4,500,000.00
3130ANMN7	4,500,000.00	0.524	08/26/2024	11,700.00	4,242,905.51	0.00	0.00	44,121.28	4,287,026.79
493	FHLBC	TAX18A	09/30/2021	6,875.00	5,000,000.00	0.00	0.00	0.00	5,000,000.00
3130APAR6	5,000,000.00	0.550	09/30/2024	0.00	4,697,356.15	0.00	0.00	47,718.00	4,745,074.15
495	FAMCAC	TAX18A	10/04/2021	3,125.00	2,500,000.00	0.00	0.00	0.00	2,500,000.00
31422XMV1	2,500,000.00	0.500	10/04/2024	0.00	2,345,761.65	0.00	0.00	24,311.27	2,370,072.92

Del Mar College
Texas Compliance Change in Val Report
June 1, 2023 - August 31, 2023

Inv #	Issuer	Fund	Purch Date	Interest Accrual	Beginning Book Value				Ending Book Value
Cusip	Par Value	YTM	Mat Date	Interest Received	Beginning Market Value	Purchases/ Additions	Redemptions	Change in Value	Ending Market Value
Sub Totals For: Fund: 2018 Tax Bond A				26,743.75	20,715,000.00	0.00	0.00	0.00	20,715,000.00
				24,200.00	19,542,673.56	0.00	0.00	177,610.15	19,720,283.71
Fund: 2018 Tax Bond B									
316	LOGIC	TAX18B	08/10/2018	0.00	0.00	0.00	0.00	0.00	0.00
999999996	0.00	0.000	/ /	0.00	0.00	0.00	0.00	0.00	0.00
Sub Totals For: Fund: 2018 Tax Bond B				0.00	0.00	0.00	0.00	0.00	0.00
				0.00	0.00	0.00	0.00	0.00	0.00
Fund: 2020 Tax Bond A									
433	LOGIC	TAX20A	06/30/2020	0.00	0.00	0.00	0.00	0.00	0.00
999999996	0.00	0.000	/ /	0.00	0.00	0.00	0.00	0.00	0.00
487	FHLBC	TAX20A	07/12/2021	2,333.34	5,000,000.00	0.00	5,000,000.00	-5,000,000.00	0.00
3130AMWDO	0.00	0.000	07/12/2024	10,055.56	4,735,072.95	0.00	5,000,000.00	-4,735,072.95	0.00
Sub Totals For: Fund: 2020 Tax Bond A				2,333.34	5,000,000.00	0.00	5,000,000.00	-5,000,000.00	0.00
				10,055.56	4,735,072.95	0.00	5,000,000.00	-4,735,072.95	0.00
Fund: 2020 Tax Bond B									
434	LOGIC	TAX20B	06/30/2020	0.00	0.00	0.00	0.00	0.00	0.00
999999996	0.00	0.000	/ /	0.00	0.00	0.00	0.00	0.00	0.00
Sub Totals For: Fund: 2020 Tax Bond B				0.00	0.00	0.00	0.00	0.00	0.00
				0.00	0.00	0.00	0.00	0.00	0.00
Report Grand Totals:				565,277.84	137,734,202.83	139,047,822.72	175,963,824.92	-36,827,669.95	100,906,532.88
				493,719.55	134,060,926.71	139,047,822.72	175,963,824.92	-35,965,188.02	98,095,738.69

Disclosures



Meeder Public Funds, Inc., is a registered investment adviser with the Securities and Exchange Commission (SEC) under the Investment Advisers Act of 1940. Registration with the SEC does not imply a certain level of skill or training. The opinions expressed in this presentation are those of Meeder Public Funds, Inc. The material presented has been derived from sources considered to be reliable, but the accuracy and completeness cannot be guaranteed.

Meeder provides monthly statements for its investment management clients to provide information about the investment portfolio. The information should not be used for audit or confirmation purposes. Please review your custodial statements and report any inaccuracies or discrepancies.

Certain information and data have been supplied by unaffiliated third parties. Although Meeder believes the information is reliable, it cannot warrant the accuracy of information offered by third parties. Market value may reflect prices received from pricing vendors when current market quotations are not available. Prices may not reflect firm bids or offers and may differ from the value at which the security can be sold.

Statements may include positions from unmanaged accounts provided for reporting purposes. Unmanaged accounts are managed directly by the client and are not included in the accounts managed by the investment adviser. This information is provided as a client convenience and the investment adviser assumes no responsibility for performance of these accounts or the accuracy of the data reported.

Investing involves risk. Past performance is no guarantee of future results. Debt and fixed income securities are subject to credit and interest rate risk. The investment return and principal value of an investment will fluctuate so that an investors shares, when redeemed, may be worth more or less than their original cost. Current performance may be lower or higher than the performance data quoted.

Investment advisory services are provided through Meeder Public Funds, Inc. Please contact us if you would like to receive a copy of our current ADV disclosure brochure or privacy policy.

Meeder Public Funds

Barton Oaks Plaza I
901 S. MoPac Expy
Suite 300
Austin, Texas
78746

866.633.3371

**Del Mar College
Annual Investment Report (Including Deposits)**

**August 31, 2023
Market Value**

Investment or Deposit Type

Publicly Traded Equity and Similar Investments

Common Stock (U.S. and foreign stocks held in separately managed accounts or internally managed by institution investment staff; exclude mutual or commingled funds)

Equity/Stock Mutual Funds

Balanced Mutual Funds (where target allocation is > 80% equities)

"Commonfund" Equity Commingled Funds

Other Equity Commingled Funds

Preferred Stock

Other - list by type

Total Publicly Traded Equity and Similar Investments	0.00
---	-------------

"Other" Investments - Other than Publicly Traded Equity and Debt Investments

Real Estate (include direct ownership & investments in real estate limited partnerships, private REITs or similar vehicles; include a portfolio of publicly traded REITs if managed as a separate asset allocation category rather than comprising part of a broadly diversified stock portfolio)

Other Real Asset Investments (e.g. investments in

Private Equity

Hedge Funds

"Commonfund" Alternative Asset Commingled Funds (Real Estate, Private Equity, Hedge Funds,

Commodities, etc.)

Annuities

Commodities

Collectibles

Other - list by type

Total "Other" Investments - Other than Publicly Traded Equity and Debt Investments	0.00
---	-------------

Publicly Traded Debt & Similar Investments > 1 year maturity
--

U.S. Government Securities ("Treasuries")

U.S. Government Agency Securities ("Agencies")

Mortgage Pass Throughs - "Agency"

Mortgage Pass Throughs - "Private Label"

Asset Backed Securities (ABS) (other than mortgage-b

Sovereign Debt (non-U.S.)

Municipal Obligations

23,896,339.20

Collateralized Mortgage Obligations (CMOs) - list below by category
--

Interest Only Strips (IOs)

Principal Only Strips (POs)

Inverse Floaters

Stated Final Maturity longer than 10 years

Other CMOs - "Agency"

Other CMOs - "Private Label"

Corporate Obligations (U.S. or foreign companies) - list below by rating

Highly Rated (AAA/AA or equivalent)

Other Investment Grade (A/BBB or equivalent)

High Yield Bonds (<BBB or equivalent)

Not Rated

Fixed Income/Bond Mutual Funds (longer term; registered with the SEC)

Balanced Mutual Funds (where target allocation is > 50% bonds or other debt securities)

"Commonfund" Fixed Income/Bond Commingled Funds

Other Fixed Income/Bond Commingled Funds (primarily invested in publicly traded debt securities; not registered with the SEC)

GICs (Guaranteed Investment Contracts)

Other - list by type

Total Publicly Traded Debt & Similar Investments > 1 year

23,896,339.20

Short-Term Investments and Deposits

U.S. Government Securities ("Treasuries")

U.S. Government Agency Securities ("Agencies")

60,343,195.18

Bankers' Acceptances

Commercial Paper - A1/P1 (or equivalent)

7,966,111.00

Other Commercial Paper - lower rated

Repurchase Agreements (Repos)

Money Market Mutual Funds (registered with the SEC)

Short-Term Mutual Funds Other than Money Market Mutual Fund (registered with the SEC)

Public Funds investment Pool Created to Function as a MM Mutual Fund (not registered w/SEC but "2a7-like")

TexPool (and TexPool Prime)

Other Public Funds Investment Pools Functioning as Money Market Mutual Funds

4,032,153.24

Other Investment Pools - Short-Term (not created to function as a money market mutual fund)

Certificates of Deposit (CD) - Non-negotiable

Certificates of Deposit (CD) - Negotiable

Bank Deposits

1,857,940.07

Cash Held at State Treasury

Securities Lending Collateral Reinvestments (direct investments or share of pooled collateral)

Other - list by type

Total Short-Term Investments & Deposits

74,199,399.49

TOTAL INVESTMENTS and DEPOSITS

98,095,738.69

Investment Disclosures:

Del Mar College utilizes an outside investment advisor, Patterson & Associates, located at Barton Oaks Plaza II, 901 South MoPac, Suite 195 in Austin, Texas. The investment advisory service is on a non-discretionary basis, meaning the investment advisor obtains *prior* approval for all investment transactions from Del Mar College.

Del Mar College does not use soft dollars, directed brokerage or directed commission, commission recapture or similar arrangements.

The Summary of Investments above for Del Mar College are not associated with an independent

endowment or foundation.

Explanations of Applicable Asset Classes

Other Money Market Funds and Pools	Money funds and pools with a constant \$1.00 per share net asset value objective.
Short-Term Investments	Includes all debt investments with a maturity (as of purchase date) of less than one year and all cash and bank deposits.
TexPool Investments	Investments in TexPool. Includes other Texas pool investments with other money market funds.
U.S. Government Agency Securities	Securities issued by U.S. Government-sponsored agencies or corporations such as FNMA, FHLMC, or FHLB that do not have full faith and credit guarantees from the U.S.
U.S. Government	Includes Treasuries and any other investment with an affirmative full faith and credit guarantees from the U.S. Government.